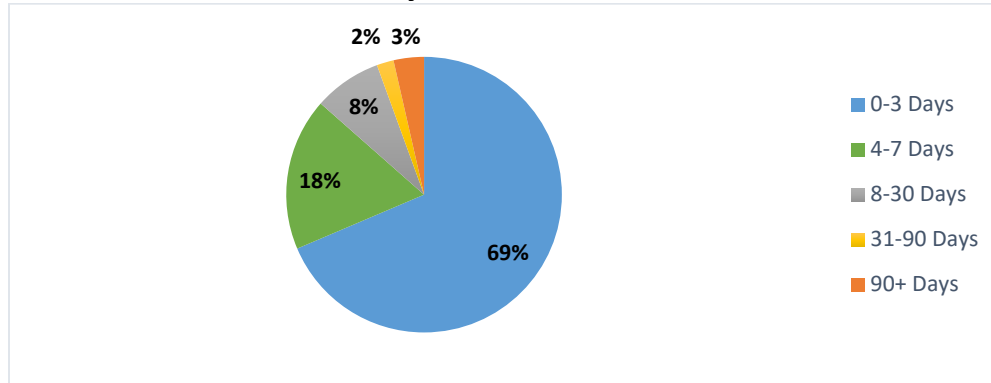


## Hawaii County Program Enrollment Timeliness Data January 1 - March 31, 2018



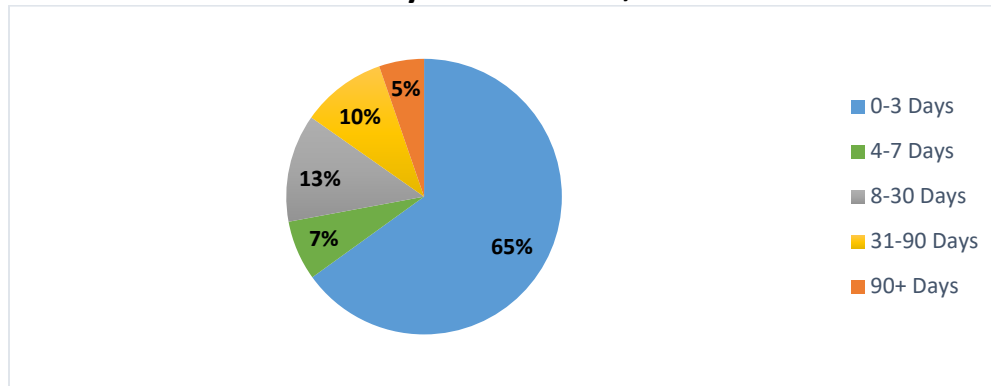
Hawaii County Programs	0-3 days	4-7 days	8 - 30 days	31-90 days	91+ days	Total Enrollments
CCH - SHEG NI Homelessness Prevention*	80	1	2	2	0	85
CCH - SHEG NI Rapid Rehousing	17	0	6	0	0	23
HAP - Na Kahua Hale O Ulu Wini	11	3	0	0	6	20
HIHR - Transitional Housing	0	0	1	3	2	6
HOPE - Continuum of Care II PSH	0	0	1	8	1	10
HOPE - New Start	6	2	2	0	0	10
HOPE - East Hawaii Emergency Mens Program ES	79	11	0	0	0	90
HOPE - ESG Rapid Re-housing	28	8	3	0	0	39
HOPE - Hawaii Regions 1, 8, 9, 10 - Street Outreach (HPO)	50	33	12	0	0	95
HOPE - Hawaii Regions 2, 3, 4, 5, 6, 7 - Street Outreach (HPO)	83	29	11	2	2	127
HOPE - HPO NI Housing First	4	1	1	2	9	17
HOPE - HPO RRH Homeless Prevention	2	2	0	0	0	4
HOPE - HPO RRH Rapid Re-Housing	59	20	20	4	2	105
HOPE - HPP Homelessness Prevention	28	0	4	0	0	32
HOPE - HPP Rapid Re-housing	61	14	1	0	0	76
HOPE - Kiheipua	73	22	5	0	0	100
HOPE - Kukui S+C Program	3	1	0	0	17	21
HOPE - Kuleana House	3	3	0	0	0	6
HOPE - PATH Street Outreach Program	24	11	2	0	0	37
HOPE - West Hawaii Emergency Housing Program	44	10	7	0	0	61
HOPE - Wilder House	10	4	0	0	0	14
SHDC - Eono S+C	1	0	0	0	0	1
USVETS – BP Hilo HOPTTEL Program	15	0	0	0	0	15
<b>Totals Hawaii County</b>	<b>681</b>	<b>175</b>	<b>78</b>	<b>21</b>	<b>39</b>	<b>994</b>

\*SHEG NI programs include enrollments from Hawaii, Kauai & Maui Counties.

The Hawaii County programs listed did not have new program enrollments during the quarter

HIHR – New PSH (CoC FY2014 Funded)	HOPE – ESG Homelessness Prevention
HIHR – PSH 3	SARMY – Big Island RHY TLP

## Kauai County Program Enrollment Timeliness Data January 1 - March 31, 2018

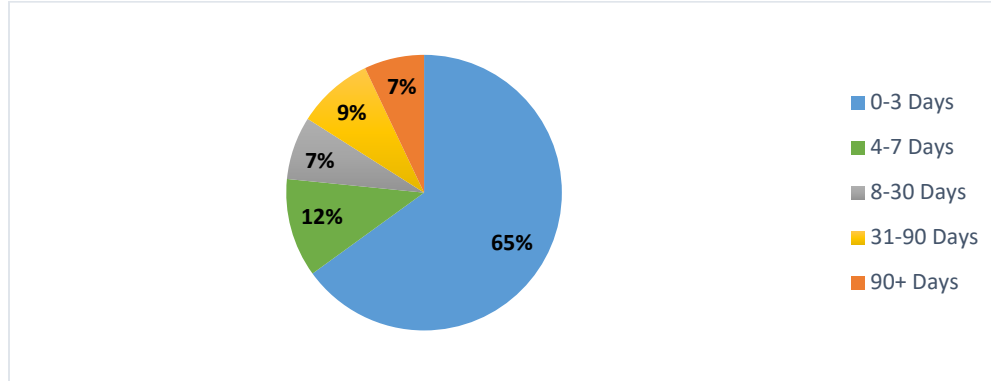


Kauai County Programs	0-3 days	4-7 days	8 - 30 days	31-90 days	91+ days	Total Enrollments
CCH - HPO NI Housing First (Kauai)	8	2	0	0	0	10
CCH - HPO NI RRH Rapid Re-Housing (Kauai)	11	1	0	1	8	21
CCH - HPO RRH Homeless Prevention (Kauai)	2	0	0	0	0	2
FLC - ESG Kauai Rapid Re-housing	0	0	5	3	1	9
FLC - HPP Kauai Homelessness Prevention	2	3	0	8	5	18
FLC - HPP Kauai Rapid Re-housing	0	0	2	3	0	5
KEO - Kauai All Regions - Street Outreach (HPO)	28	7	27	11	0	73
KEO - Lawehana TH	3	0	0	0	0	3
KEO - Lihue Court Apartments	5	0	0	0	0	5
KEO - Mana'olana ES	104	0	0	1	1	106
KEO - Mana'olana TH	2	2	1	1	0	6
MHK - PATH Street Outreach Program Kauai	1	1	0	0	0	2
SHDC - Kaahale CoC Funded (Kauai)	1	0	0	0	0	1
USVETS - BP Kauai HOPTTEL Program	10	0	0	0	0	10
WIN – Bridge to Success Kauai TH	8	4	1	0	0	13
<b>Kauai County Totals</b>	<b>185</b>	<b>20</b>	<b>36</b>	<b>28</b>	<b>15</b>	<b>284</b>

The Kauai County programs listed did not have new program enrollments during the quarter

FLC - ESG Kauai Homelessness Prevention
KEO - Kome Transitional Housing
KEO - Komohana Group Home TH
KEO - Pa`a Hana Group Home
KEO - Shelter Plus Care Project

## Maui County Program Enrollment Timeliness Data January 1 - March 31, 2018

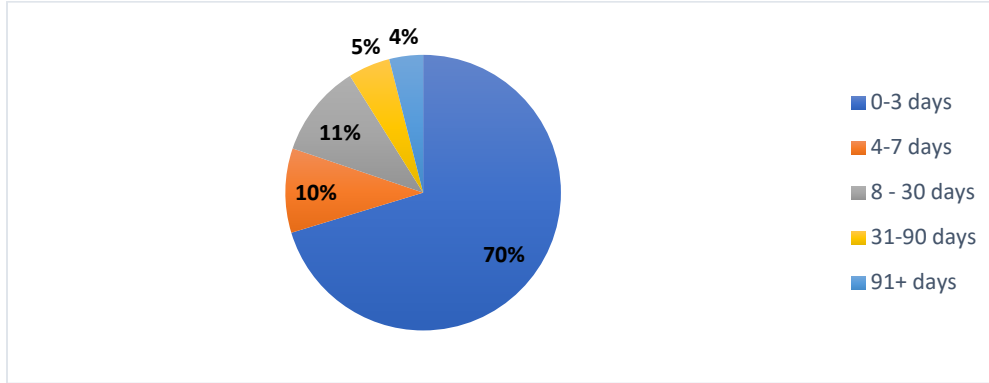


Maui County Programs	0-3 days	4-7 days	8 - 30 days	31-90 Days	91+ days	Total Enrollments
FLC - ESG Maui Rapid Re-housing	2	1	4	10	15	32
FLC - Ho'olanani	24	9	0	0	0	33
FLC - HPO NI Housing First	6	1	0	0	1	8
FLC - HPO RRH Rapid Re-Housing	2	0	2	6	34	44
FLC - HPP Maui Homelessness Prevention	21	16	23	42	10	112
FLC - HPP Maui Rapid Re-housing	14	4	12	23	8	61
FLC - Maui Regions 1, 2, 3, 6 - Street Outreach (HPO)	120	28	10	1	0	159
FLC - Maui Regions 4, 5 - Street Outreach (HPO)	73	49	14	0	1	137
FLC - S+C 2	0	3	0	0	0	3
FLC - S+C 5	0	0	0	0	0	0
FLC - S+C 6 (Eha split)	1	0	2	0	0	3
KHAKO - Central Emergency Shelter	235	5	7	4	0	251
KHAKO Central Transitional Shelter	18	4	5	2	6	35
KHAKO - Westside Emergency Shelter	130	3	1	1	0	135
KHAKO Westside Transitional Shelter	27	0	0	2	0	29
MAF - HOPWA Formula - PSH TBRA	0	0	0	1	0	1
MAF - HOPWA Formula STRMU	1	0	0	0	0	1
MHK - PATH Street Outreach Program Maui	1	1	0	0	0	2
SARMY - Maui Homeless Outreach Program	24	1	0	0	0	25
SHDC - Eha S+C	3	0	0	1	1	5
<b>Maui County Totals</b>	<b>702</b>	<b>125</b>	<b>80</b>	<b>93</b>	<b>76</b>	<b>1076</b>

The Maui County programs listed did not have new program enrollments during the quarter

FLC – ESG Maui Homelessness Prevention	FLC – S+C 9a	MHK – PATH Services Only Program
FLC – HPO RRH Homeless Prevention	KHAKO – ESG Homelessness Prevention	MYFS - BCP Emergency Shelter Program
FLC – S+C 1	KHAKO - ESG Rapid Re-housing	MYFS- BCP Homeless Prevention Prog
FLC – S+C 3	KHAKO - SSO CDP Program	SHDC – Kaulana CoC Funded (Maui)
FLC – S+C 4	KHAKO - SSO FOP Program	SHDC – Kulalani CoC Funded (Maui)
FLC – S+C 7	MAF - HOPWA Formula - PSH TBRA	
FLC – S+C 8	MAF - HOPWA Formula (PHP)	

## Oahu County Program Enrollment Timeliness Data January 1 - March 31, 2018



Oahu County Programs	0-3 days	4-7 days	8 - 30 days	31-90 days	91+ days	Total Enrollments
ASI - HPO RRH Homeless Prevention	0	0	4	3	6	13
ASI - HPO RRH Rapid Re-Housing	8	0	0	41	4	53
ASI - Ohana Ola O Kahumana	54	3	19	12	1	89
ASI - Ulu Ke Kukui (Villages of Maili)	101	11	13	2	3	130
CCH - HPP Rapid Re-housing	331	19	17	10	8	385
CCH - HPP Homeless Prevention	7	0	0	0	0	7
CCH - Kakaako Family Assessment Center	71	7	1	2	5	86
CCH - Ma`ili Land Transitional Housing	49	3	6	1	2	61
CCH - SHEG Oahu Homelessness Prevention	79	6	2	3	0	90
CCH - SHEG Oahu Rapid Re-Housing	20	0	0	0	0	20
GHP - Community Residential Program - CoC Program TH	0	0	1	1	1	3
HCAP - HPO RRH Rapid Re-Housing	13	2	2	0	0	17
HCAP - Kumuhonua	13	4	3	2	2	24
HKIPA - Apana Women's Shelter TLP	1	0	1	0	0	2
HKIPA - Maka`aloa Men's TLP	1	1	0	1	0	3
HNO - Weinberg Village Waimanalo	64	4	27	3	1	99
HSI - Kulaokahua Apts (TH for the Elderly)	3	0	1	0	0	4
HSI - Na Kolea Rooming House (TH for Working Singles)	31	1	0	0	0	32
IHS - HPO RRH Homeless Prevention	15	2	0	0	0	17
IHS - HPO RRH Rapid Re-Housing	14	0	0	0	0	14
IHS - HPP Homelessness Prevention	135	55	57	7	4	258
IHS - HPP Rapid Re-housing	57	64	61	0	0	182
IHS - Kaa`ahi Families ES	122	0	7	4	21	154
IHS - Kaa`ahi Women's ES	99	0	1	1	1	102
IHS - Oahu Region 1 - Street Outreach (HPO)	70	5	6	1	1	83
IHS - Oahu Region 2 - Street Outreach (HPO)	160	24	5	15	1	205
IHS - Oahu Region 4 - Street Outreach (HPO)	40	24	5	2	0	71
IHS - Oahu Region 6 - Street Outreach (HPO)	0	0	0	0	0	0

<b>Oahu County Programs</b>	0-3 days	4-7 days	8 - 30 days	31-90 days	91+ days	Total Enrollments
KPHC - Oahu Region 2 - Street Outreach (HPO)	1	0	0	0	0	1
KPHC - Oahu Region 6 - Street Outreach (HPO)	3	3	0	0	0	6
KWO - Oahu Region 7 - Street Outreach (HPO)	42	15	23	25	25	130
KWO - Onelau'ena Emergency Shelter	12	14	7	1	4	38
KWO - Onemalu Transitional Housing	0	0	0	1	3	4
LASH - HPO Legal Services Program Oahu*	95	0	0	0	0	95
SARMY - FSO HPO RRH Homeless Prevention	27	0	0	3	25	55
SARMY - FSO HPO RRH Rapid Re-Housing	16	5	1	6	3	31
SHDC - Hale Ulu Pono TH	1	0	0	0	1	2
USVETS - BP GPD Bridge Housing	28	1	1	0	0	30
USVETS - BP GPD Clinical Treatment	32	1	0	0	0	33
USVETS - BP GPD Low Demand	30	2	1	1	0	34
USVETS - BP HPO Housing First PSH	3	2	0	2	0	7
USVETS - BP Oahu Region 3 - Street Outreach (HPO)	100	15	8	1	0	124
USVETS - BP Oahu Region 5 - Street Outreach (HPO)	18	13	60	9	0	100
USVETS - WCC Emergency Shelter	174	22	18	3	1	218
USVETS - WCC HPO RRH Homeless Prevention	0	0	3	0	0	3
USVETS - WCC HPO RRH Rapid Re-Housing	20	0	7	5	10	42
WH - Next Step Emergency Shelter	124	3	5	3	3	138
WIN - Bridge To Success Halawa TH	16	0	1	0	0	17
WIN – Family House Aiea TH	7	1	0	0	0	8
<b>Oahu County Totals</b>	<b>2307</b>	<b>332</b>	<b>374</b>	<b>171</b>	<b>136</b>	<b>3320</b>

\*LASH includes statewide enrollments

The Oahu HPO funded programs listed did not have new program enrollments during the quarter

HCAP – HPO RRH Homeless Prevention
KPHC – Oahu Region 4 – Street Outreach (HPO)