

From: Carlos Peraro, CPC

To: Harold Brackeen, State of Hawaii, Homeless Programs Administrator
Brandee Menino, BOS Chair; Jen Stasch, PIC Director

Date: November 6, 2017

Re: September 2017 HMIS Monitoring Reports

Attached for your review and dissemination to Continuum agencies is the September 2017 HMIS monitoring report. Below are brief highlights from the attached reports.

- 1) End of month, September 2017 Census summary by Continuum and Statewide (pp. 2-7)
 - Emergency shelter census increased for both Continuums, the transitional facility census increased for Oahu, while it decreased for Neighbor Islands, resulting in an increase for Oahu from 2,434 to 2,513 and a decrease on the Neighbor Islands from 790 to 783.
 - Overall, the HMIS end of month homeless census (excluding DV shelters) for the State of Hawaii increased slightly (2.2%) from 3,224 in August to 3,296 in September. The total “vacant beds” when compared to the HIC capacity totaled 489.
 - Total Statewide Active Outreach clients totaled 1,890 including 1,377 on Oahu and 513 on the Neighbor Islands. Outreach clients decreased for both CoCs relative to July and August 2017.
 - 33 programs on Oahu and 26 programs on the Neighbor Islands had utilization rates of less than 85% or greater than 110%. These programs are marked in red.

- 2) Consent report for entries during September 2017 (pp. 8-11)
 - The statewide consent to share rate decreased slightly from to 88% in August to 86% in September, among the 1,359 new intakes during the month.
 - Consent rates were above 90% for Service Only (97%), Emergency Shelter (95%) and Rapid Re-Housing (91%); lower consent rates included Homeless Prevention (85%), Permanent Supportive Housing (78%) and Outreach (74%). Eighteen programs had consent rates below 80%, a slight increase from August 2017 (16). These programs are highlighted in RED.

- 3) Length of Stay by Agency and Program for clients exiting during September 2017 (pp. 12-15)
 - The average LOS for all programs was 123 days (representing 1,495 exits), up 5 days compared to August.
 - Oahu (141 days) and Hawaii (101 days) averaged the highest LOS, followed by Kauai (92 days) and Maui (78 days).
 - Emergency shelter LOS ranged from 47 days on Maui to 88 days on Oahu. Transitional shelter LOS ranged from 175 days on Kauai to 363 days on Hawaii.

- 4) Timeliness (entries and exits) during September 2017 (pp. 16-21)
 - Intake timeliness decreased slightly to 3.02 average days, compared 3.55 average days in August.
 - 35 programs (highlighted in RED) averaged 5 or more days to enter intakes, an increase of 9 more programs compared to August.
 - Exit timeliness dropped to 1.83 average days, a decrease of close to one day relative to August.
 - 28 programs (highlighted in RED) averaged 5 or more days to enter exits, an decrease of 4 more programs compared to August.
 - *Note: this report is currently under review and may need to be revised based on changes within the CaseWorthy system*

**HMIS Census Report -September 30, 2017
Oahu and Neighbor Islands - HIC Facilities**

Summary of Monthly HMIS Shelter Census Counts

October 31, 2016 - September 30, 2017

HI-501 Oahu Census Summary

	Emerg	Trans	Total HUD Homeless	HIC Openings	PH	HIC Openings	Veterans ES/TH
October 31, 2016	1239	1546	2785	415	956	96	251
November 30, 2016	1217	1557	2774	440	1019	40	253
December 31, 2016	1215	1532	2747	522	954	37	254
January 31, 2017	1243	1569	2812	552	1064	39	256
February 28, 2017	1149	1484	2633	684	1083	42	234
March 31, 2017	1158	1446	2604	NA	1130	NA	235
April 30, 2017	1018	1340	2358	734	1046	100	205
May 31, 2017	1024	1451	2475	551	1094	70	249
June 30, 2017	1077	1297	2374	594	1147	119	247
July 31, 2017	1100	1286	2386	268	1164	109	246
August 31, 2017	1162	1286	2434	236	1152	115	254
September 30, 2017	1175	1338	2513	209	1110	49	245

**Decrease in September 2017 HIC Openings is primarily a result of PH program that closed*

HI-500 Balance of State Census Summary

	Emerg	Trans	Total HUD Homeless	HIC Openings	PH	HIC Openings	Veterans ES/TH
October 31, 2016	357	402	759	178	244	35	48
November 30, 2016	412	420	832	157	237	43	48
December 31, 2016	333	433	766	135	201	50	35
January 31, 2017	320	428	748	151	199	52	38
February 28, 2017	262	445	707	158	191	52	28
March 31, 2017	281	484	765	NA	217	NA	30
April 30, 2017	227	418	645	321	183	96	29
May 31, 2017	321	430	751	235	218	70	35
June 30, 2017	359	430	789	180	222	71	43
July 31, 2017	398	398	796	203	212	69	39
August 31, 2017	427	363	790	248	216	66	35
September 30, 2017	450	333	783	280	304	132	35

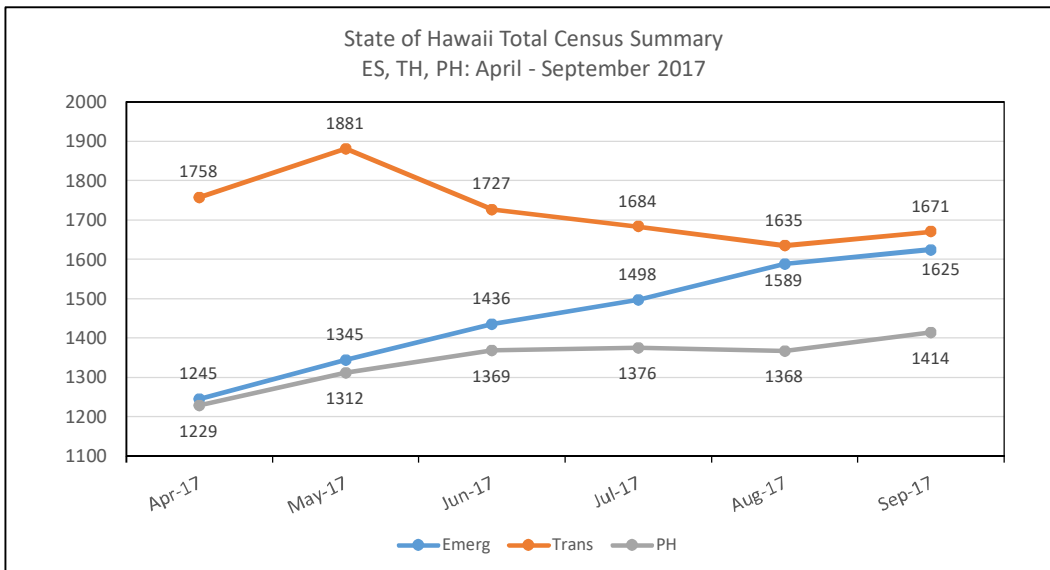
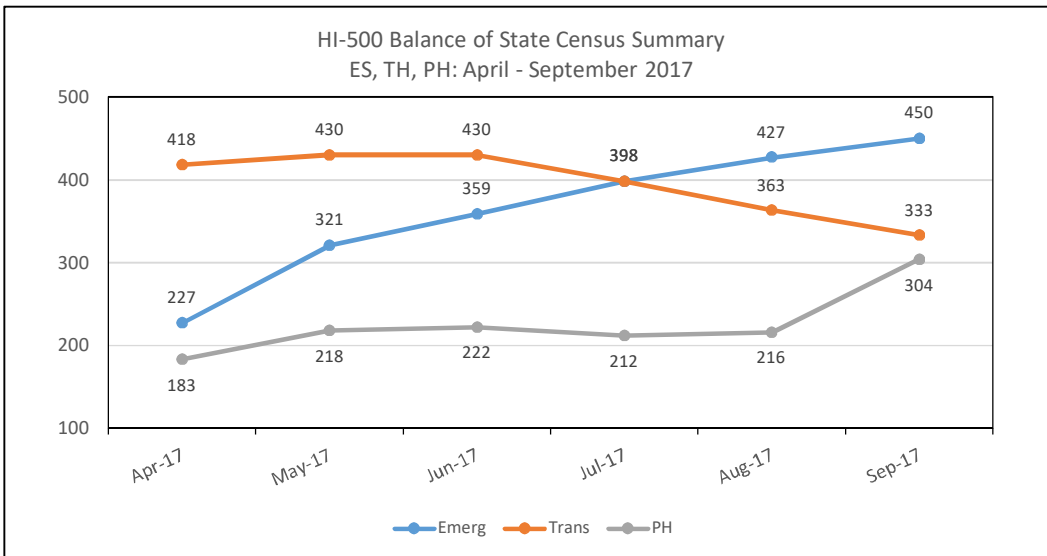
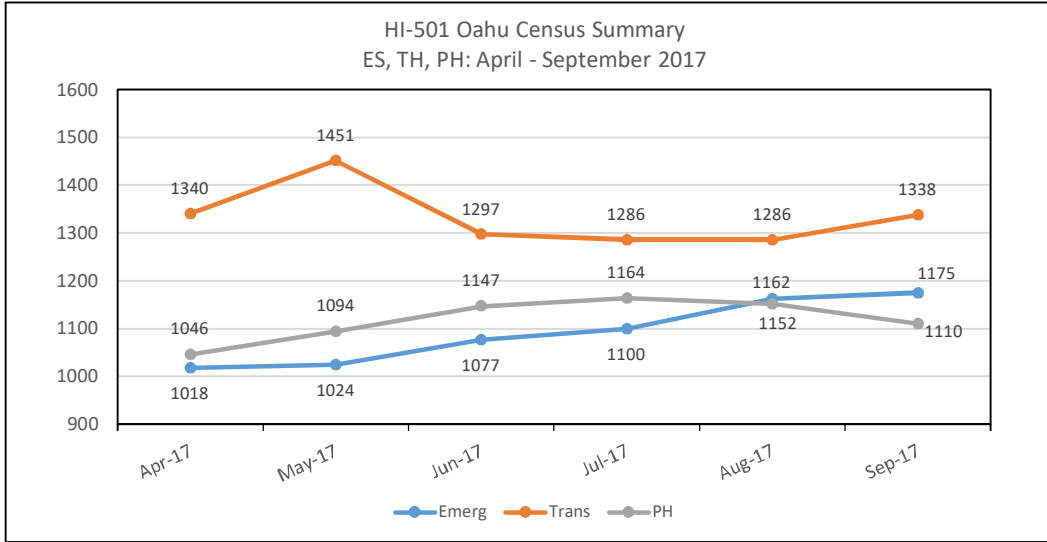
**Increase in September 2017 HIC Openings is primarily a result of new PH programs that opened*

State of Hawaii Total Census Summary

	Emerg	Trans	Total HUD Homeless	HIC Openings	PH	HIC Openings	Veterans ES/TH
October 31, 2016	1596	1948	3544	593	1200	131	299
November 30, 2016	1629	1977	3606	597	1256	83	301
December 31, 2016	1548	1965	3513	657	1155	87	289
January 31, 2017	1563	1997	3560	703	1263	91	294
February 28, 2017	1411	1929	3340	842	1274	94	262
March 31, 2017	1439	1930	3369	NA	1347	NA	265
April 30, 2017	1245	1758	3003	1055	1229	196	234
May 31, 2017	1345	1881	3226	786	1312	140	284
June 30, 2017	1436	1727	3163	774	1369	190	290
July 31, 2017	1498	1684	3182	471	1376	178	285
August 31, 2017	1589	1635	3224	484	1368	181	289
September 30, 2017	1625	1671	3296	489	1414	181	280

HMIS Census Report -September 30, 2017
Oahu and Neighbor Islands - HIC Facilities

Summary of Monthly HMIS Shelter Census Counts



**Census Report -September 30, 2017
Oahu - HIC Facilities**

Proj. Type	Organization Name	Project Name	HIC Beds	Census on 9/30	% HIC Beds	Technical Openings	Veterans
ES	Child and Family Service	CFS - Honolulu Shelter	33	SP	NR	NR	SP
ES	Child and Family Service	CFS - Leeward Shelter	27	SP	NR	NR	SP
ES	Catholic Charities Hawaii	CCH - Kakaako Family Assessment Center	50	23	46%	27	0
ES	Family Promise of Hawaii	FPH - Honolulu Family Center	14	15	107%	0	0
ES	Family Promise of Hawaii	FPH - Windward Family Center	14	14	100%	0	0
ES	Hale Kipa Inc.	HKIPA - Boys BCP ES	8	1	13%	7	0
ES	Hale Kipa Inc.	HKIPA - Girls BCP ES	8	1	13%	7	0
ES	IHS Institute for Human Services	IHS - Behavioral Health ES	9	12	133%	0	1
ES	IHS Institute for Human Services	IHS - Hale Mauliola Program (Sand Island TH)	83	92	111%	0	3
ES	IHS Institute for Human Services	IHS - Kaaahi Families Shelter ES	100	102	102%	0	2
ES	IHS Institute for Human Services	IHS - Kaaahi Women ES	66	91	138%	0	4
ES	IHS Institute for Human Services	IHS - Sumner Men's Shelter	166	219	132%	0	45
ES	IHS Institute for Human Services	IHS - Tutu Bert's House (Med Respite ES)	24	23	96%	1	1
ES	Kealahou West Oahu	KWO - Hope for a New Beginning (Onelauena)	244	182	75%	62	2
ES	Parents and Children Together	PACT - Ohia Shelter	21	SP	NR	NR	NR
ES	Shelter of Wisdom	SOW - Great Joy 1	8	8	100%	0	1
ES	Shelter of Wisdom	SOW - Great Joy 2	9	8	89%	1	1
ES	Shelter of Wisdom	SOW - Great Joy 3	10	10	100%	0	1
ES	Shelter of Wisdom	SOW - Great Joy 4	6	6	100%	0	0
ES	Shelter of Wisdom	SOW - Hearts of Joy 1	9	4	44%	5	0
ES	Shelter of Wisdom	SOW - Hearts of Joy 2	13	13	100%	0	2
ES	Shelter of Wisdom	SOW - Streams of Joy 1	6	7	117%	0	2
ES	Shelter of Wisdom	SOW - Streams of Joy 2	9	8	89%	1	2
ES	U.S. Veterans Initiative	USVETS - BP HOPTEL	5	3	60%	2	3
ES	U.S. Veterans Initiative	USVETS - HCHV/EH-Cloudbreak Respite	10	8	80%	2	8
ES	U.S. Veterans Initiative	USVETS - Pearl City	5	1	20%	4	1
ES	U.S. Veterans Initiative	USVETS - Pearl City Seniors	5	3	60%	2	3
ES	U.S. Veterans Initiative	USVETS - WCC Emergency	191	176	92%	15	12
ES	U.S. Veterans Initiative	USVETS - WCC HOPTEL	5	3	60%	2	3
ES	Waikiki Health Center	WHC - Next Step Emergency Shelter	150	142	95%	8	8
ES	Windward Spouse Abuse Shelter	WSAS - Hale Ola	18	SP	NR	NR	NR
	Subtotal Emergency Shelter		1227	1175	96%	146	105
TH	Alternative Structures Int't	ASI - Ohana Ola O Kahumana	240	234	98%	6	6
TH	Alternative Structures Int't	ASI - Ulu Ke Kukui (Villages of Maili)	315	322	102%	0	0
TH	Catholic Charities Hawaii	CCH - Ma`ili Land TH	54	62	115%	0	0
TH	Child and Family Service	CFS - Transitional Apartments	40	NR	NR	NR	NR
TH	Gregory House Programs	GHP - Community Residential Program	15	15	100%	0	3
TH	Gregory House Programs	GHP - HOPWA Gregory House (Competitive TH)	11	10	91%	1	1
TH	Hale Kipa Inc.	HKIPA - Apana Women's Shelter	5	4	80%	1	0
TH	Hale Kipa Inc.	HKIPA - Maka`aloa Men's TLP	4	2	50%	2	0
TH	Ho`omau Ke Ola	HKO - Lahilahi	10	7	70%	3	0
TH	Holomua Na `Ohana	HNO - Weinberg Village Waimanalo	120	125	104%	0	1
TH	Honolulu Community Action Prog	HCAP - Kumuhonua	68	94	138%	0	16
TH	Housing Solutions Inc.	HSI - Kulaokahua (TH for the elderly)	29	30	103%	0	1
TH	Housing Solutions Inc.	HSI - Na Kolea (TH for working singles)	64	63	98%	1	2
TH	Kealahou West Oahu	KWO - Onemalu Transitional Shelter	144	162	113%	0	2
TH	Parents and Children Together	PACT - Lehua	8	NR	NR	NR	NR
TH	Steadfast Housing Dev Corp	SHDC - Ahukini	5	3	60%	2	0
TH	Steadfast Housing Dev Corp	SHDC - Hale Ulu Pono - Transitional Housing	10	3	30%	7	0
TH	The Salvation Army ATS	SARMY - Waokanaka	9	9	100%	0	
TH	The Salvation Army FTS	SARMY - Ka Ohu Hou O Manoa	30	21	70%	9	0
TH	The Salvation Army	SARMY - Pathway of Hope	24	2	8%	22	0
TH	U.S. Veterans Initiative	USVETS - Advance Women	12	10	83%	2	10
TH	U.S. Veterans Initiative	USVETS - Veterans in Progress (VIP)	98	97	99%	1	97
TH	U.S. Veterans Initiative	USVETS - WCC Transitional	11	6	55%	5	0
TH	Windward Spouse Abuse Shelter	WSAS - Imua	1	NR	NR	NR	NR
TH	Women in Need	WIN - Bridge to Success - Waianae	13	28	215%	0	1
TH	Women in Need	WIN - Family House - Aiea	30	29	97%	1	0
	Subtotal Transitional Housing		1323	1338	101%	63	140
PSH	Gregory House Programs	GHP - HOPWA Formula TBRA (City)	33	28	85%	5	7
PSH	Gregory House Programs	GHP - HOPWA SPNS Competitive PSH TBRA	48	40	83%	8	4
PSH	Gregory House Programs	GHP - S+C CoC Program TBRA	47	52	111%	0	3
PSH	IHS Institute for Human Services	IHS - City FY15 Housing First PSH	177	179	101%	0	5
PSH	IHS Institute for Human Services	IHS - New PSH 2013 (CoC funded)	33	34	103%	0	1
PSH	IHS Institute for Human Services	IHS - SPC Home at Last 2010	80	85	106%	0	15

**Census Report -September 30, 2017
Oahu - HIC Facilities**

Proj. Type	Organization Name	Project Name	HIC Beds	Census on 9/30	% HIC Beds	Technical Openings	Veterans
PSH	IHS Institute for Human Services	IHS - SPC Home Sweet Home	12	20	167%	0	1
PSH	IHS Institute for Human Services	IHS - SPC Home Sweet Home II	7	10	143%	0	0
PSH	IHS Institute for Human Services	IHS - SPC No Place Like Home	17	17	100%	0	1
PSH	Kalihi-Palama Health Center	KPHC - New Beginnings	175	192	110%	0	11
PSH	Mental Health Kooka	MHK - Safe Haven	25	22	88%	3	3
PSH	Steadfast Housing Dev Corp	SHDC - Headway House/Hale Ulu Pono	40	35	88%	5	4
PSH	Steadfast Housing Dev Corp	SHDC - Kaukama	5	4	80%	1	0
PSH	Steadfast Housing Dev Corp	SHDC - Komo Mai	5	4	80%	1	1
PSH	Steadfast Housing Dev Corp	SHDC - Shelter Plus Care 1	150	146	97%	4	9
PSH	U.S. Veterans Initiative	USVETS - Housing First PSH	116	103	89%	13	21
PSH	U.S. Veterans Initiative	USVETS - Permanent Supportive Housing for Veterans & Families	32	35	109%	0	17
PSH	U.S. Veterans Initiative	USVETS - Veterans Permanent Supportive Housing	13	11	85%	2	11
PSH	U.S. Veterans Initiative	USVETS - WCC Housing First Increment II (CoC)	100	93	93%	7	7
	Subtotal Permanent Housing		1115	1110	100%	49	121
RRH	Alternative Structures Int't	ASI - HPO Rapid Re-Housing	NA	76	NA	NA	0
RRH	Catholic Charities Hawaii	CCH - ESG Rapid Re-housing	NA	4	NA	NA	0
RRH	Catholic Charities Hawaii	CCH - HPP Rapid Re-housing	NA	527	NA	NA	6
RRH	Catholic Charities Hawaii	CCH - SHEG Oahu Rapid Re-Housing	NA	17	NA	NA	3
RRH	Catholic Charities Hawaii	CCH - SSVF Priority 1 Rapid Rehousing	NA	18	NA	NA	16
RRH	IHS Institute for Human Services	IHS - CoC Program Rapid Re-housing	NA	6	NA	NA	1
RRH	IHS Institute for Human Services	IHS - ESG Rapid Re-housing	NA	36	NA	NA	2
RRH	IHS Institute for Human Services	IHS - HOMES Clean & Sober	NA	26	NA	NA	1
RRH	IHS Institute for Human Services	IHS - HPO Rapid Re-Housing	NA	59	NA	NA	2
RRH	IHS Institute for Human Services	IHS - HPP Rapid Re-housing	NA	237	NA	NA	1
RRH	IHS Institute for Human Services	IHS - New Youth Rapid Re-Housing 2016 (NYRRH 2016)	NA	1	NA	NA	0
RRH	IHS Institute for Human Services	IHS - RRH Bridge Funding (AUW FY2017)	NA	33	NA	NA	0
RRH	Kalihi-Palama Health Center	KPHC - ESG Rapid Re-housing	NA	9	NA	NA	0
RRH	The Salvation Army	SARMY - FSO HPO Rapid Re-Housing	NA	22	NA	NA	0
RRH	U.S. Veterans Initiative	USVETS - SSVF Priority 1 Rapid Re-housing	NA	1	NA	NA	1
RRH	U.S. Veterans Initiative	USVETS - WCC ESG Rapid Re-housing	NA	39	NA	NA	31
RRH	U.S. Veterans Initiative	USVETS - SSVF Oahu Rapid Re-housing	NA	44	NA	NA	5
RRH	U.S. Veterans Initiative	USVETS - WCC ESG Rapid Re-Housing 2017	NA	3	NA	NA	2
RRH	U.S. Veterans Initiative	USVETS - WCC HPO Rapid Re-Housing	NA	37	NA	NA	2
	Subtotal Rapid ReHousing			1195	NA	NA	73
	Total Emergency+Transitional		2,550	2,513	99%	209	245
	Total Permanent		1,115	1,110	100%	49	121
	TOTAL		3,665	3,623	99%	258	366

Census Report -September 30, 2017
Neighbor Islands - HIC Facilities

Project Type	Organization Name	Project Name	HIC Beds	Census on 9/30	%HIC Beds	Technical Openings	Veterans
ES	Child and Family Service	CFS - Hale Ohana	20	SP	NR	NR	NR
ES	Child and Family Service	CFS - West Hawaii Domestic Abuse Shelter	15	SP	NR	NR	NR
ES	Family Life Center	FLC - Ho'olanani	25	15	60%	10	0
ES	HOPE Services Hawaii	HOPE - East Hawaii Emergency Mens Program ES	32	31	97%	1	4
ES	HOPE Services Hawaii	HOPE - Kiheipua Emergency Shelter	44	60	136%	0	1
ES	HOPE Services Hawaii	HOPE - Ohea ES	5	3	60%	2	3
ES	HOPE Services Hawaii	HOPE - West Hawaii Emergency Housing Program	31	37	119%	0	5
ES	Kauai Economic Opportunity	KEO - Mana'olana Emergency Homeless Shelter	38	48	126%	0	1
ES	KHAKO, INC	KHAKO - Central Emergency	78	151	194%	0	6
ES	KHAKO, INC	KHAKO - Westside Emergency	68	99	146%	0	1
ES	USVETS	USVETS - Hilo HOPTel Program	5	4	80%	1	4
ES	USVETS	USVETS - Kauai HOPTel Program	5	2	40%	3	2
ES	Women Helping Women	WHW - Hale Lokomaikai	24	SP	NR	NR	NR
ES	YWCA of Kauai	YWCA - Family Violence Shelter	18	SP	NR	NR	NR
Subtotal Emergency Shelters			331	450	136%	17	27
TH	Child and Family Service	CFS - Hale Kahua Pa'a	10	NR	NR	NR	NR
TH	Hawaii Affordable Properties, Inc.	HAP - Na Kahua Hale O Ulu Wini (Kaloko)	115	89	77%	26	0
TH	Hawaii Island Home for Recovery, Inc.	HIHR - Transitional Housing Project	19	16	84%	3	1
TH	HOPE Services Hawaii	HOPE - Kuleana House	7	3	43%	4	0
TH	HOPE Services Hawaii	HOPE - Wilder House	10	5	50%	5	0
TH	Kauai Economic Opportunity	KEO - Kome TH	7	7	100%	0	0
TH	Kauai Economic Opportunity	KEO - Komohana Group Home	6	3	50%	3	1
TH	Kauai Economic Opportunity	KEO - Lawehana TH	9	10	111%	0	0
TH	Kauai Economic Opportunity	KEO - Lihue Court Apartments	40	21	53%	19	0
TH	Kauai Economic Opportunity	KEO - Mana'olana Transitional Housing	24	26	108%	0	0
TH	KHAKO, INC	KHAKO - Central Transitional	193	71	37%	122	5
TH	KHAKO, INC	KHAKO - Westside Transitional	136	56	41%	80	1
TH	Salvation Army Big Island	SARMY - Big Island RHY TLP	2	1	50%	1	0
TH	Women In Need	WIN - Bridge to Success Kauai	22	25	114%	0	0
Subtotal Transitional Housing			590	333	56%	263	8
PSH	Catholic Charities Hawaii	CCH - HPO NI Housing First (Kauai)	14	2	14%	12	0
PSH	Family Life Center	FLC - HPO NI Housing First	15	11	73%	4	1
PSH	Family Life Center	FLC - S+C 1	2	2	100%	0	0
PSH	Family Life Center	FLC - S+C 2	21	20	95%	1	3
PSH	Family Life Center	FLC - S+C 3	10	10	100%	0	0
PSH	Family Life Center	FLC - S+C 6 (Eha split)	22	27	123%	0	3
PSH	Family Life Center	FLC - S+C 7	6	7	117%	0	0
PSH	Family Life Center	FLC - S+C 8	3	3	100%	0	2
PSH	Hawaii Island Home for Recovery, Inc.	HIHR - New HIHR PSH (FY2014)	5	3	60%	2	1
PSH	Hawaii Island Home for Recovery, Inc.	HIHR - Permanent Housing Project (FY2011)	16	16	100%	0	1
PSH	Hawaii Island Home for Recovery, Inc.	HIHR - PSH 3	3	3	100%	0	0
PSH	HOPE Services Hawaii	HOPE - Continuum of Care II PSH	14	21	150%	0	2
PSH	HOPE Services Hawaii	HOPE - HPO NI Housing First	125	78	62%	47	16
PSH	HOPE Services Hawaii	HOPE - Kukui Shelter Plus Care	111	52	47%	59	6
PSH	Kauai Economic Opportunity	KEO - Shelter Plus Care Project	2	2	100%	0	1
PSH	Maui AIDS Foundation	MAF - HOPWA PSH	29	NR	NR	NR	NR
PSH	Steadfast Housing Dev Corp	SHDC - Eha Shelter Plus Care	24	25	104%	0	2
PSH	Steadfast Housing Dev Corp	SHDC - Eono Shelter Plus Care	13	6	46%	7	0
PSH	Steadfast Housing Dev Corp	SHDC - Kaahale Supportive Housing Program	5	5	100%	0	0
PSH	Steadfast Housing Dev Corp	SHDC - Kaulana Supportive Housing Program	5	5	100%	0	0
PSH	Steadfast Housing Dev Corp	SHDC - Kulalani Supportive Housing Program	6	6	100%	0	0
Subtotal Permanent Supportive Housing			422	304	72%	132	38
RRH	Catholic Charities Hawaii	CCH - SHEG NI Rapid Rehousing		40	NA	NA	1
RRH	Catholic Charities Hawaii	CCH - SSVF Priority 2 Rapid Rehousing		56	NA	NA	47
RRH	Family Life Center	FLC - ESG Rapid Re-housing		36	NA	NA	1
RRH	Family Life Center	FLC - HPO Rapid Re-Housing		23	NA	NA	3
RRH	Family Life Center	FLC - HPP Kauai Rapid Re-housing		16	NA	NA	0
RRH	Family Life Center	FLC - HPP Maui Rapid Re-housing		94	NA	NA	2
RRH	HOPE Services Hawaii	HOPE - Domestic Violence		1	NA	NA	0
RRH	HOPE Services Hawaii	HOPE - ESG Rapid Re-housing		198	NA	NA	5
RRH	HOPE Services Hawaii	HOPE - HPO Rapid Re-Housing		52	NA	NA	0
RRH	HOPE Services Hawaii	HOPE - HPP Rapid Re-housing		151	NA	NA	0
RRH	Kauai Economic Opportunity	KEO - ESG Rapid Re-housing		56	NA	NA	3
RRH	U.S. Veterans Initiative	USVETS - SSVF Priority 2 Rapid Re-housing		144	NA	NA	124
Subtotal Rapid ReHousing				867	NA	NA	186
Total Emergency+Transitional			921	783	85%	280	35

Outreach Program Count

Active as of September 30, 2017

Programs	CoC	Active Count	# Veterans
FLC - Maui Regions 1, 2, 3, 6 - Street Outreach (HPO)	BOS	75	5
FLC - Maui Regions 4, 5 - Street Outreach (HPO)	BOS	23	3
HOPE - Hawaii Regions 1, 8, 9, 10 - Street Outreach (HPO)	BOS	52	2
HOPE - Hawaii Regions 2, 3, 4, 5, 6, 7 - Street Outreach (HPO)	BOS	116	2
HOPE - PATH Street Outreach Program	BOS	30	1
KEO - Kauai All Regions - Street Outreach (HPO)	BOS	139	3
MHK - PATH Street Outreach Program	BOS	5	0
SARMY - Maui Homeless Outreach Program	BOS	73	9
ALEA - Street Outreach Program	Oahu	1	0
CARE - Care Hawaii AMHD Street Outreach Program	Oahu	10	0
CHOW - Oahu Region 1 - Street Outreach (HPO)	Oahu	95	7
CHOW - Oahu Region 2 - Street Outreach (HPO)	Oahu	20	1
CHOW - Oahu Region 6 - Street Outreach (HPO)	Oahu	4	0
HNP - Hale Na`au Pono AMHD Street Outreach Program	Oahu	8	0
IHS - Oahu Region 1 - Street Outreach (HPO)	Oahu	58	4
IHS - Oahu Region 2 - Street Outreach (HPO)	Oahu	139	9
IHS - Oahu Region 4 - Street Outreach (HPO)	Oahu	67	6
KPHC - DHS Homeless Outreach Program	Oahu	3	0
KPHC - Oahu Region 1 - Street Outreach (HPO)	Oahu	171	6
KPHC - Oahu Region 2 - Street Outreach (HPO)	Oahu	5	1
KPHC - Oahu Region 6 - Street Outreach (HPO)	Oahu	15	1
KPHC - PATH Street Outreach Program	Oahu	178	5
KWO - Homeless Outreach/Drop-In Services	Oahu	24	2
KWO - Oahu Region 7 - Street Outreach (HPO)	Oahu	195	2
MHK - Oahu Activity Center Homeless Outreach Program	Oahu	7	0
NALO - Waimanalo Health Center Street Outreach	Oahu	22	1
USVETS - BP Oahu Region 3 - Street Outreach (HPO)	Oahu	96	13
USVETS - BP Oahu Region 5 - Street Outreach (HPO)	Oahu	28	7
WCCHC - Homeless Outreach Program	Oahu	231	10
TOTAL BY CONTINUUM (may be duplicated)	Oahu	1,377	75
TOTAL BY CONTINUUM (may be duplicated)	BOS	513	25
TOTAL STATEWIDE (may be duplicated)		1,890	100

Outreach Program Summary			
	Oahu	Neighbor Island (BOS)	State
July 31, 2017	1,672	489	2,161
August 31, 2017	1,529	534	2,063
September 30, 2017	1,377	513	1,890

**Consent to Share Data by Program Type
Intakes During September 2017**

Program Type	No	Yes	Grand Total	% Consent
Emergency Shelter (ES)	24	441	465	95%
Homeless Outreach	122	352	474	74%
Homeless Prevention	13	76	89	85%
Permanent Supportive Housing (PSH)	7	25	32	78%
Rapid Re-Housing (RRH)	14	148	162	91%
Services Only program	1	30	31	97%
Transitional Housing (TH)	6	100	106	94%
Grand Total	187	1,172	1,359	86%

**Consent to Share Data by Organization and Program
Intakes During September 2017**

Agency/Program	No	Yes	Grand Total	% Consent
Alternative Structures International	5	33	38	87%
ASI - HPO RRH Rapid Re-Housing	2	12	14	86%
ASI - Ohana Ola O Kahumana		10	10	100%
ASI - Ulu Ke Kukui (Villages of Maili)	3	11	14	79%
CARE - Care Hawaii AMHD Street Outreach Program	1	9	10	90%
Catholic Charities Hawaii	11	67	78	86%
CCH - HPO NI Housing First (Kauai)		1	1	100%
CCH - HPP Rapid Re-housing	4	23	27	85%
CCH - Kakaako Family Assessment Center		2	2	100%
CCH - Ma'ili Land Transitional Housing		3	3	100%
CCH - SHEG NI Homelessness Prevention	2	4	6	67%
CCH - SHEG NI Rapid Rehousing		5	5	100%
CCH - SHEG Oahu Homelessness Prevention		1	1	100%
CCH - SSVF Priority 1 Homeless Prevention		2	2	100%
CCH - SSVF Priority 1 Rapid Rehousing	3	7	10	70%
CCH - SSVF Priority 2 Homeless Prevention	1	3	4	75%
CCH - SSVF Priority 2 Rapid Rehousing	1	16	17	94%
CHOW - Oahu Region 1 - Street Outreach (HPO)	1	12	13	92%
Family Life Center	2	81	83	98%
FLC - ESG Maui Rapid Re-housing		5	5	100%
FLC - Ho'olanani		6	6	100%
FLC - HPO NI Housing First		6	6	100%
FLC - HPO RRH Rapid Re-Housing		4	4	100%
FLC - HPP Maui Homelessness Prevention	1	3	4	75%
FLC - HPP Maui Rapid Re-housing		3	3	100%
FLC - Maui Regions 1, 2, 3, 6 - Street Outreach (HPO)		27	27	100%
FLC - Maui Regions 4, 5 - Street Outreach (HPO)	1	27	28	96%
Family Promise of Hawaii	1	8	9	89%
FPH - Honolulu Family Center	1	5	6	83%
FPH - Windward Family Center		3	3	100%

Consent to Share Data by Organization and Program

Intakes During September 2017

Agency/Program	No	Yes	Grand Total	% Consent
GHP - HOPWA Gregory House - Competitive TH		2	2	100%
Hale Kipa	2	1	3	33%
HKIPA - Apana Women's Shelter TLP	1	1	2	50%
HKIPA - Maka'aloa TLP	1		1	0%
HNP - Hale Na'au Pono AMHD Street Outreach Program		1	1	100%
HAP - Na Kahua Hale O Ulu Wini		4	4	100%
Hawaii Island Home for Recovery		3	3	100%
HIHR - Permanent Supportive Housing		1	1	100%
HIHR - Transitional Housing		2	2	100%
HNO - Weinberg Village Waimanalo		10	10	100%
Honolulu Community Action Program		11	11	100%
HCAP - HPO RRH Rapid Re-Housing		2	2	100%
HCAP - Kumuhonua		9	9	100%
HOPE Services Hawaii, Inc.		124	124	100%
HOPE - Domestic Violence		1	1	100%
HOPE - East Hawaii Emergency Mens Program ES		21	21	100%
HOPE - ESG Homelessness Prevention		1	1	100%
HOPE - ESG Rapid Re-housing		7	7	100%
HOPE - Hawaii Regions 1, 8, 9, 10 - Street Outreach (HPO)		12	12	100%
HOPE - Hawaii Regions 2, 3, 4, 5, 6, 7 - Street Outreach (HPO)		28	28	100%
HOPE - HPO RRH Rapid Re-Housing		10	10	100%
HOPE - HPP Homelessness Prevention		2	2	100%
HOPE - HPP Rapid Re-housing		4	4	100%
HOPE - Kiheipua		12	12	100%
HOPE - PATH Street Outreach Program		10	10	100%
HOPE - West Hawaii Emergency Housing Program		16	16	100%
Housing Solutions, Inc.		13	13	100%
HSI - Kulaokahua Apts (TH for the Elderly)		3	3	100%
HSI - Na Kolea Rooming House (TH for Working Singles)		10	10	100%
Institute for Human Services	24	269	293	92%
IHS - Behavioral Health ES	1	7	8	88%
IHS - City FY15 Housing First PSH		6	6	100%
IHS - ESG Homelessness Prevention	1	11	12	92%
IHS - Hale Mauliola Program (Sand Island)	1	24	25	96%
IHS - HPO RRH Homeless Prevention		9	9	100%
IHS - HPO RRH Rapid Re-Housing		5	5	100%
IHS - HPP Homelessness Prevention	7	11	18	61%
IHS - HPP Rapid Re-housing	1	11	12	92%
IHS - Kaa'ahi Families ES	1	20	21	95%
IHS - Kaa'ahi Women's ES	3	39	42	93%
IHS - New Youth Rapid Re-Housing 2016 (NYRRH 2016)		1	1	100%
IHS - Oahu Region 1 - Street Outreach (HPO)	2	12	14	86%
IHS - Oahu Region 2 - Street Outreach (HPO)	2	17	19	89%
IHS - Oahu Region 4 - Street Outreach (HPO)		10	10	100%
IHS - Sumner Men's ES	3	76	79	96%
IHS - TBH Medical Respite (ES)	2	10	12	83%

Consent to Share Data by Organization and Program

Intakes During September 2017

Agency/Program	No	Yes	Grand Total	% Consent
Ka Hale A Ke Ola, Inc	7	91	98	93%
KHAKE - Central ES	3	46	49	94%
KHAKE - Westside ES	4	43	47	91%
KHAKE - Westside TH		2	2	100%
Kalihi Palama Health Center	68	65	133	49%
KPHC - ESG Homelessness Prevention		4	4	100%
KPHC - ESG Rapid Re-housing	1	3	4	75%
KPHC - New Beginnings S+C Program		1	1	100%
KPHC - Oahu Region 1 - Street Outreach (HPO)	47	20	67	30%
KPHC - Oahu Region 6 - Street Outreach (HPO)	4	1	5	20%
KPHC - PATH Street Outreach Program	16	36	52	69%
Kauai Economic Opportunity		44	44	100%
KEO - Kauai All Regions - Street Outreach (HPO)		22	22	100%
KEO - Lawehana TH Program		2	2	100%
KEO - Lihue Court Transitional Housing		3	3	100%
KEO - Mana'olana Emergency		17	17	100%
Kealahou West Oahu	4	48	52	92%
KWO - Oahu Region 7 - Street Outreach (HPO)		21	21	100%
KWO - Onelau'ena	4	22	26	85%
KWO - Onemalu TH		5	5	100%
Legal Aid Society of Hawaii	1	30	31	97%
LASH - Legal Services Program (HPO funded)	1	29	30	97%
LASH - Oahu SSO Program		1	1	100%
MAF - HOPWA Formula - PSH TBRA	4		4	0%
Mental Health Kokua		2	2	100%
MHK - Oahu Activity Center Homeless Outreach Program		1	1	100%
MHK - PATH Street Outreach Program		1	1	100%
SARMY - Oahu ATS Program	1	1	2	50%
SARMY - FSO HPO RRH Rapid Re-Housing		1	1	100%
SARMY - Ka Ohu Hou O Manoa FTS		2	2	100%
SARMY - Maui Homeless Outreach Program	17	5	22	23%
Shelter of Wisdom		11	11	100%
SOW - Great Joy 1		3	3	100%
SOW - Great Joy 3		1	1	100%
SOW - Great Joy 4		1	1	100%
SOW - Hearts of Joy 2		3	3	100%
SOW - Streams of Joy 1		1	1	100%
SOW - Streams of Joy 2		2	2	100%
Steadfast Housing Development Corporation		2	2	100%
SHDC - Eha S+C		1	1	100%
SHDC - Kalaeloa (Headway House) CoC Funded (Oahu)		1	1	100%
USVETS	9	153	162	94%
USVETS - BP ADVANCE WOMEN		2	2	100%
USVETS - BP Ewa HOPTel		6	6	100%
USVETS - BP Hilo HOPTel Program		1	1	100%
USVETS - BP Housing First PSH		1	1	100%

Consent to Share Data by Organization and Program

Intakes During September 2017

Agency/Program	No	Yes	Grand Total	% Consent
USVETS - BP Kauai HOPTTEL Program		2	2	100%
USVETS - BP Oahu Region 3 - Street Outreach (HPO)	2	47	49	96%
USVETS - BP Oahu Region 5 - Street Outreach (HPO)		2	2	100%
USVETS - BP Pearl City HOPTTEL		1	1	100%
USVETS - BP Pearl City Seniors HOPTTEL		1	1	100%
USVETS - BP Respite Beds Barbers Point		2	2	100%
USVETS - BP Veterans-in-Progress (VIP)		14	14	100%
USVETS - SSVF Oahu Homelessness Prevention		1	1	100%
USVETS - SSVF Oahu Rapid Re-housing	1		1	0%
USVETS - SSVF Priority 1 Homeless Prevention		11	11	100%
USVETS - SSVF Priority 1 Rapid Re-housing		11	11	100%
USVETS - SSVF Priority 2 Homeless Prevention	1	13	14	93%
USVETS - SSVF Priority 2 Rapid Re-housing	1	14	15	93%
USVETS - WCC Emergency Shelter		14	14	100%
USVETS - WCC HOPTTEL	1		1	0%
USVETS - WCC Housing First Increment II (CoC)	3	7	10	70%
USVETS - WCC HPO RRH Rapid Re-Housing		3	3	100%
WCCHC - Homeless Outreach Program	28	24	52	46%
WH - Next Step Emergency Shelter		34	34	100%
NALO - Waimanalo Health Center Street Outreach	1	7	8	88%
Women In Need		4	4	100%
WIN - Bridge To Success Halawa		2	2	100%
WIN - Family House Aiea		2	2	100%
Grand Total	187	1,172	1,359	86%

**Length of Stay by County and Program Type
Exits During September 2017**

County/Type of Program	# Exits in September	Average Days to Exit
Hawaii	213	101
Emergency Shelter (ES)	63	55
Homeless Outreach	60	49
Homeless Prevention	38	126
Permanent Supportive Housing (PSH)	5	1030
Rapid Re-Housing (RRH)	44	92
Transitional Housing (TH)	3	363
Kauai	30	75
Emergency Shelter (ES)	16	61
Homeless Outreach	7	22
Transitional Housing (TH)	7	159
Maui	243	79
Emergency Shelter (ES)	101	47
Homeless Outreach	88	47
Permanent Supportive Housing (PSH)	2	281
Transitional Housing (TH)	52	187
Oahu	948	138
Emergency Shelter (ES)	338	88
Homeless Outreach	358	129
Homeless Prevention	71	146
Permanent Supportive Housing (PSH)	2	1298
Rapid Re-Housing (RRH)	83	184
Services Only program	3	80
Transitional Housing (TH)	93	281
Grand Total	1434	121

**Length of Stay by Agency and Program
Exits During September 2017**

Agency/Program	# Exits in September	Average Days to Exit
Alternative Structures International	19	223
ASI - Ohana Ola O Kahumana	12	263
ASI - Ulu Ke Kukui (Villages of Maili)	7	154
Catholic Charities Hawaii	209	157
CCH - ESG Rapid Re-housing	1	195
CCH - HPP Rapid Re-housing	54	211
CCH - Kakaako Family Assessment Center	13	89
CCH - Ma'ili Land Transitional Housing	3	342
CCH - SHEG NI Homelessness Prevention	36	131
CCH - SHEG NI Rapid Rehousing	5	146
CCH - SHEG Oahu Homelessness Prevention	40	168
CCH - SHEG Oahu Rapid Re-Housing	12	194

Length of Stay by Agency and Program
Exits During September 2017

Agency/Program	# Exits in September	Average Days to Exit
CCH - SSVF Priority 1 Homeless Prevention	20	130
CCH - SSVF Priority 1 Rapid Rehousing	15	86
CCH - SSVF Priority 2 Homeless Prevention	2	31
CCH - SSVF Priority 2 Rapid Rehousing	8	87
CHOW Project	41	94
CHOW - Oahu Region 1 - Street Outreach (HPO)	24	92
CHOW - Oahu Region 6 - Street Outreach (HPO)	3	93
KPHC - Oahu Region 2 - Street Outreach (HPO)	14	98
Family Life Center	101	49
FLC - Ho'olanani	16	77
FLC - Maui Regions 1, 2, 3, 6 - Street Outreach (HPO)	42	54
FLC - Maui Regions 4, 5 - Street Outreach (HPO)	43	33
Family Promise of Hawaii	20	68
FPH - Honolulu Family Center	11	63
FPH - Windward Family Center	9	73
Gregory House Programs	2	46
GHP - HOPWA Gregory House - Competitive TH	2	46
Hale Kipa	4	144
HKIPA - Aaaa Women's Shelter TLP	2	90
HKIPA - Maka`aloa TLP	2	197
Hawaii Affordable Properties, Inc.	1	772
HAP - Na Kahua Hale O Ulu Wini	1	772
Hawaii Island Home for Recovery	3	159
HIHR - Permanent Supportive Housing	1	161
HIHR - Transitional Housing	2	159
Holomua Na Ohana	24	461
HNO - Weinberg Village Waimanalo	24	461
Honolulu Community Action Program	6	270
HCAP - Kumuhonua	6	270
HOPE Services Hawaii, Inc.	154	87
HOPE - East Hawaii Emergency Mens Program ES	27	54
HOPE - ESG Rapid Re-housing	18	139
HOPE - Hawaii Regions 1, 8, 9, 10 - Street Outreach (HPO)	11	67
HOPE - Hawaii Regions 2, 3, 4, 5, 6, 7 - Street Outreach (HPC)	39	45
HOPE - HPO Rapid Re-Housing	8	13
HOPE - HPP Rapid Re-housing	5	8
HOPE - Kiheipua	23	54
HOPE - Kukui S+C Program	2	2251
HOPE - PATH Street Outreach Program	10	45
HOPE - West Hawaii Emergency Housing Program	11	60
Housing Solutions, Inc.	4	350
HSI - Kulaokahua Apts (TH for the Elderly)	1	765
HSI - Na Kolea Rooming House (TH for Working Singles)	3	211
Institute for Human Services	189	65

Length of Stay by Agency and Program
Exits During September 2017

Agency/Program	# Exits in September	Average Days to Exit
IHS - Behavioral Health ES	6	21
IHS - ESG Homelessness Prevention	6	167
IHS - Hale Mauliola Program (Sand Island)	19	152
IHS - HPP Homelessness Prevention	4	13
IHS - Kaa`ahi Families ES	37	47
IHS - Kaa`ahi Women's ES	43	59
IHS - New PSH 2013 (CoC Funded)	1	61
IHS - Oahu Region 2 - Street Outreach (HPO)	3	70
IHS - Oahu Region 4 - Street Outreach (HPO)	1	95
IHS - Sumner Men's ES	56	48
IHS - TBH Medical Respite (ES)	13	63
Ka Hale A Ke Ola, Inc	137	96
KHAKO - Central ES	45	43
KHAKO - Central TH	31	227
KHAKO - Westside ES	40	39
KHAKO - Westside TH	21	127
Kalihi Palama Health Center	225	158
KPHC - Oahu Region 1 - Street Outreach (HPO)	159	178
KPHC - Oahu Region 6 - Street Outreach (HPO)	17	167
KPHC - PATH Street Outreach Program	49	89
Kauai Economic Opportunity	26	78
KEO - Kauai All Regions - Street Outreach (HPO)	7	22
KEO - Mana'olana Emergency	14	66
KEO - Mana'olana Transitional Housing	5	191
Kealahou West Oahu	83	106
KWO - Oahu Region 7 - Street Outreach (HPO)	33	88
KWO - Onelau`ena	39	88
KWO - Onemalu TH	11	224
Legal Aid Society of Hawaii	3	80
LASH - Legal Services Program (HPO funded)	3	80
Salvation Army ATS	1	185
SARMY - Oahu ATS Program	1	185
Salvation Army FTS	2	277
SARMY - Ka Ohu Hou O Manoa FTS	2	277
Salvation Army Maui	3	140
SARMY - Maui Homeless Outreach Program	3	140
Shelter of Wisdom	10	147
SOW - Great Joy 1	2	64
SOW - Great Joy 4	1	94
SOW - Hearts of Joy 2	3	255
SOW - Streams of Joy 1	1	104
SOW - Streams of Joy 2	3	125
Steadfast Housing Development Corporation	5	717
SHDC - Eha S+C	2	281

Length of Stay by Agency and Program
Exits During September 2017

Agency/Program	# Exits in September	Average Days to Exit
SHDC - Eono S+C	2	244
SHDC - Oahu Shelter Plus Care Program	1	2535
USVETS	90	112
USVETS - BP ADVANCE WOMEN	1	35
USVETS - BP Ewa HOPTel	7	50
USVETS - BP Hilo HOPTel Program	2	61
USVETS - BP Kauai HOPTel Program	2	23
USVETS - BP Oahu Region 3 - Street Outreach (HPO)	20	5
USVETS - BP Pearl City HOPTel	4	42
USVETS - BP Respite Beds Barbers Point	4	49
USVETS - BP Veterans-in-Progress (VIP)	14	176
USVETS - SSVF Oahu Homelessness Prevention	1	3
USVETS - WCC Emergency Shelter	32	200
USVETS - WCC HOPTel	2	72
USVETS - WCC HPO Rapid Re-Housing	1	55
Waianae Coast Comprehensive Health Center	35	94
WCCHC - Homeless Outreach Program	35	94
Waikiki Health	33	130
WH - Next Step Emergency Shelter	33	130
Women In Need	4	132
WIN - Bridge To Success Halawa	1	166
WIN - Bridge To Success Kauai	2	79
WIN - Family House Aiea	1	203
Grand Total	1434	121

Timeliness Report - September 2017 (Intakes)

Report Period..... 9/1/2017 - 9/30/2017
 Program..... All Programs



Average Days Taken to Input Enrollments	Total Enrollments	Average Days to Input
Program Name	Total Enrollments	Average Days to Input
ASI - HPO RRH Rapid Re-Housing	9	0.37
ASI - Ohana Ola O Kahumana	6	1.50
ASI - Ulu Ke Kukui (Villages of Maili)	7	10.10
CARE - Care Hawaii AMHD Street Outreach Program	11	1.45
CCH - HPO NI Housing First (Kauai)	1	1.00
CCH - HPP Rapid Re-housing	19	2.22
CCH - Kakaako Family Assessment Center	1	1.00
CCH - Ma'ili Land Transitional Housing	3	1.75
CCH - SHEG NI Homelessness Prevention	5	1.40
CCH - SHEG NI Rapid Rehousing	3	0.62
CCH - SHEG Oahu Homelessness Prevention	1	0.00
CCH - SHEG Oahu Rapid Re-Housing	1	7.00
CCH - SSVF Priority 1 Homeless Prevention	2	0.00
CCH - SSVF Priority 1 Rapid Rehousing	11	0.08
CCH - SSVF Priority 2 Homeless Prevention	3	7.40
CCH - SSVF Priority 2 Rapid Rehousing	15	2.17
CHOW - Oahu Region 1 - Street Outreach (HPO)	12	1.50
FLC - ESG Maui Rapid Re-housing	3	12.08
FLC - Ho'olanani	7	1.20
FLC - HPO NI Housing First	4	19.67
FLC - HPO RRH Rapid Re-Housing	4	15.00
FLC - HPP Maui Homelessness Prevention	2	2.50
FLC - HPP Maui Rapid Re-housing	2	16.50
FLC - Maui Regions 1, 2, 3, 6 - Street Outreach (HPO)	22	2.15
FLC - Maui Regions 4, 5 - Street Outreach (HPO)	22	5.54
FPH - Honolulu Family Center	3	2.00
FPH - Windward Family Center	2	5.56
GHP - HOPWA Gregory House - Competitive TH	2	9.00
HAP - Na Kahua Hale O Ulu Wini	4	0.80
Hawaii County VI SPDAT v2 Family	20	4.66
Hawaii County VI SPDAT v2 Individual	37	4.42
HCAP - HPO RRH Rapid Re-Housing	2	0.50
HCAP - Kumuhonua	9	3.89
HIHR - Permanent Supportive Housing	1	33.00
HIHR - Transitional Housing	2	29.50
HKIPA - Aaaa Women's Shelter TLP	3	0.33
HKIPA - Maka`aloa TLP	1	0.00
HNO - Weinberg Village Waimanalo	5	1.22
HNP - Hale Na`au Pono AMHD Street Outreach Program	1	0.00
HOPE - Domestic Violence	1	9.00
HOPE - East Hawaii Emergency Mens Program ES	24	1.75
HOPE - ESG Homelessness Prevention	1	1.00
HOPE - ESG Rapid Re-housing	6	2.14
HOPE - Hawaii Regions 1, 8, 9, 10 - Street Outreach (HPO)	9	2.79
HOPE - Hawaii Regions 2, 3, 4, 5, 6, 7 - Street Outreach (HPO)	22	3.12

Timeliness Report - September 2017 (Intakes)

Report Period..... 9/1/2017 - 9/30/2017
 Program..... All Programs



Average Days Taken to Input Enrollments		
Program Name	Total Enrollments	Average Days to Input
HOPE - HPO RRH Rapid Re-Housing	8	2.06
HOPE - HPP Homelessness Prevention	1	3.00
HOPE - HPP Rapid Re-housing	2	2.63
HOPE - Kiheipua	9	3.96
HOPE - PATH Street Outreach Program	7	2.25
HOPE - West Hawaii Emergency Housing Program	17	5.41
HSI - Kulaokahua Apts (TH for the Elderly)	3	0.00
HSI - Na Kolea Rooming House (TH for Working Singles)	10	0.40
IHS - Behavioral Health ES	8	1.00
IHS - City FY15 Housing First PSH	5	8.13
IHS - ESG Homelessness Prevention	8	4.45
IHS - Hale Mauiola Program (Sand Island)	25	4.24
IHS - HPO RRH Homeless Prevention	7	1.13
IHS - HPO RRH Rapid Re-Housing	9	1.56
IHS - HPP Homelessness Prevention	11	4.18
IHS - HPP Rapid Re-housing	5	4.60
IHS - Kaa`ahi Families ES	14	0.77
IHS - Kaa`ahi Women's ES	42	0.64
IHS - New Youth Rapid Re-Housing 2016 (NYRRH 2016)	1	7.00
IHS - Oahu Region 1 - Street Outreach (HPO)	10	2.40
IHS - Oahu Region 2 - Street Outreach (HPO)	18	4.11
IHS - Oahu Region 4 - Street Outreach (HPO)	11	3.73
IHS - Sumner Men's ES	88	1.31
IHS - TBH Medical Respite (ES)	12	0.92
Kauai County VI SPDAT v2 Family	6	2.68
Kauai County VI SPDAT v2 Individual	6	0.67
KEO - Kauai All Regions - Street Outreach (HPO)	21	5.14
KEO - Lawehana TH Program	1	25.00
KEO - Lihue Court Transitional Housing	1	12.00
KEO - Mana'olana Emergency	13	0.71
KHAKO - Central ES	36	0.62
KHAKO - Westside ES	34	0.27
KHAKO - Westside TH	1	1.00
KPHC - ESG Homelessness Prevention	3	4.33
KPHC - ESG Rapid Re-housing	4	12.50
KPHC - New Beginnings S+C Program	1	0.00
KPHC - Oahu Region 1 - Street Outreach (HPO)	66	2.53
KPHC - Oahu Region 6 - Street Outreach (HPO)	5	4.80
KPHC - PATH Services Only Program	1	1.00
KPHC - PATH Street Outreach Program	56	1.52
KWO - Oahu Region 7 - Street Outreach (HPO)	12	7.93
KWO - Onelau`ena	15	4.51
KWO - Onemalu TH	3	1.85
LASH - Legal Services Program (HPO funded)	31	0.61
LASH - Oahu SSO Program	1	0.00

Timeliness Report - September 2017 (Intakes)

Report Period..... 9/1/2017 - 9/30/2017
 Program..... All Programs



Average Days Taken to Input Enrollments		
Program Name	Total Enrollments	Average Days to Input
MAF - HOPWA Formula - PSH TBRA	4	0.50
Maui County VI SPDAT v2 Family	24	0.70
Maui County VI SPDAT v2 Individual	49	1.17
MHK - Oahu Activity Center Homeless Outreach Program	1	0.00
MHK - PATH Street Outreach Program	1	4.00
NALO - Waimanalo Health Center Street Outreach	8	1.09
Oahu County VI SPDAT v2 Family	101	4.04
Oahu County VI SPDAT v2 Individual	362	2.01
SARMY - FSO HPO RRH Rapid Re-Housing	1	0.00
SARMY - Ka Ohu Hou O Manoa FTS	2	5.00
SARMY - Maui Homeless Outreach Program	22	0.27
SARMY - Oahu ATS Program	2	0.00
SHDC - Eha S+C	1	0.00
SHDC - Kalaeloa (Headway House) CoC Funded (Oahu)	1	1.00
SOW - Great Joy 1	3	9.33
SOW - Great Joy 3	1	14.00
SOW - Great Joy 4	1	18.00
SOW - Hearts of Joy 2	4	11.00
SOW - Streams of Joy 1	1	6.00
SOW - Streams of Joy 2	2	9.50
USVETS - BP ADVANCE WOMEN	2	1.00
USVETS - BP Ewa HOPTel	6	1.00
USVETS - BP Hilo HOPTel Program	1	1.00
USVETS - BP Housing First PSH	2	3.50
USVETS - BP Kauai HOPTel Program	3	1.00
USVETS - BP Oahu Region 3 - Street Outreach (HPO)	49	3.36
USVETS - BP Oahu Region 5 - Street Outreach (HPO)	2	23.50
USVETS - BP Pearl City HOPTel	1	1.00
USVETS - BP Pearl City Seniors HOPTel	1	1.00
USVETS - BP Respite Beds Barbers Point	3	1.00
USVETS - BP Veterans-in-Progress (VIP)	14	1.00
USVETS - SSVF Oahu Rapid Re-housing	1	15.00
USVETS - SSVF Priority 1 Homeless Prevention	10	3.92
USVETS - SSVF Priority 1 Rapid Re-housing	11	5.45
USVETS - SSVF Priority 2 Homeless Prevention	12	6.61
USVETS - SSVF Priority 2 Rapid Re-housing	15	7.53
USVETS - WCC Emergency Shelter	13	6.70
USVETS - WCC HOPTel	1	3.00
USVETS - WCC Housing First Increment II (CoC)	7	5.80
USVETS - WCC HPO RRH Rapid Re-Housing	1	0.00
WCCHC - Homeless Outreach Program	50	2.54
WH - Next Step Emergency Shelter	36	1.11
WIN - Bridge To Success Halawa	2	0.50
WIN - Family House Aiea	2	0.00
Aggregates	1815	3.02

Timeliness Report - September 2017 (Exits)

Report Period..... 9/1/2017 - 9/30/2017
 Program..... All Programs



Average Days Taken to Exit Enrollments		
Program Name	Total Exited Enrollments	Average Days to Exit
ASI - Ohana Ola O Kahumana	3	3.00
ASI - Ulu Ke Kukui (Villages of Maili)	2	17.29
CCH - ESG Rapid Re-housing	1	0.00
CCH - HPP Rapid Re-housing	16	4.37
CCH - Kakaako Family Assessment Center	3	1.38
CCH - Ma'ili Land Transitional Housing	1	0.00
CCH - SHEG NI Homelessness Prevention	17	1.36
CCH - SHEG NI Rapid Rehousing	3	0.00
CCH - SHEG Oahu Homelessness Prevention	16	0.74
CCH - SHEG Oahu Rapid Re-Housing	4	0.00
CCH - SSVF Priority 1 Homeless Prevention	7	0.00
CCH - SSVF Priority 1 Rapid Rehousing	8	0.00
CCH - SSVF Priority 2 Homeless Prevention	1	13.00
CCH - SSVF Priority 2 Rapid Rehousing	7	5.00
CHOW - Oahu Region 1 - Street Outreach (HPO)	34	0.80
CHOW - Oahu Region 6 - Street Outreach (HPO)	3	1.00
FLC - Ho'olanani	9	3.31
FLC - Maui Regions 1, 2, 3, 6 - Street Outreach (HPO)	28	2.65
FLC - Maui Regions 4, 5 - Street Outreach (HPO)	24	5.07
FPH - Honolulu Family Center	3	1.08
FPH - Windward Family Center	2	4.00
GHP - HOPWA Gregory House - Competitive TH	2	12.50
Hawaii County VI SPDAT v2 Family	4	16.50
Hawaii County VI SPDAT v2 Individual	11	5.45
HCAP - Kumuhonua	6	0.33
HIHR - Permanent Supportive Housing	1	28.00
HIHR - Transitional Housing	2	30.50
HKIPA - Apana Women's Shelter TLP	2	3.00
HKIPA - Maka'aloa TLP	2	4.00
HNO - Weinberg Village Waimanalo	5	0.42
HNP - Hale Na'au Pono AMHD Street Outreach Program	2	no data from CW
HOPE - East Hawaii Emergency Mens Program ES	27	1.56
HOPE - ESG Rapid Re-housing	13	2.21
HOPE - Hawaii Regions 1, 8, 9, 10 - Street Outreach (HPO)	10	4.83
HOPE - Hawaii Regions 2, 3, 4, 5, 6, 7 - Street Outreach (HPO)	23	4.53
HOPE - HPO RRH Rapid Re-Housing	4	4.25
HOPE - HPP Rapid Re-housing	1	4.00
HOPE - Kiheipua	9	2.91
HOPE - Kukui S+C Program	2	9.00
HOPE - PATH Street Outreach Program	6	1.00
HOPE - West Hawaii Emergency Housing Program	11	4.91
HSI - Kulaokahua Apts (TH for the Elderly)	1	0.00

Timeliness Report - September 2017 (Exits)

Report Period..... 9/1/2017 - 9/30/2017
 Program..... All Programs



Average Days Taken to Exit Enrollments		
Program Name	Total Exited Enrollments	Average Days to Exit
HSI - Na Kolea Rooming House (TH for Working Singles)	3	11.33
IHS - Behavioral Health ES	6	0.83
IHS - Hale Mauiola Program (Sand Island)	19	2.58
IHS - HPP Homelessness Prevention	2	0.00
IHS - Kaa`ahi Families ES	10	0.00
IHS - Kaa`ahi Women's ES	40	0.50
IHS - New PSH 2013 (CoC Funded)	1	3.00
IHS - Oahu Region 1 - Street Outreach (HPO)	10	1.00
IHS - Oahu Region 2 - Street Outreach (HPO)	27	0.50
IHS - Oahu Region 4 - Street Outreach (HPO)	20	1.00
IHS - Sumner Men's ES	56	0.96
IHS - TBH Medical Respite (ES)	13	1.38
KEO - Kauai All Regions - Street Outreach (HPO)	13	14.86
KEO - Mana'olana Emergency	5	8.67
KEO - Mana'olana Transitional Housing	1	11.00
KHAKO - Central ES	28	2.52
KHAKO - Central TH	11	3.74
KHAKO - Westside ES	36	1.71
KHAKO - Westside TH	9	0.65
KPHC - Oahu Region 1 - Street Outreach (HPO)	165	0.00
KPHC - Oahu Region 2 - Street Outreach (HPO)	20	1.00
KPHC - Oahu Region 6 - Street Outreach (HPO)	18	no data from CW
KPHC - PATH Services Only Program	1	no data from CW
KPHC - PATH Street Outreach Program	60	0.75
KWO - Homeless Outreach/Drop-In Services	1	1.00
KWO - Oahu Region 7 - Street Outreach (HPO)	20	5.53
KWO - Onelau`ena	11	4.92
KWO - Onemalu TH	2	5.20
LASH - Legal Services Program (HPO funded)	3	0.00
LASH - Oahu SSO Program	2	no data from CW
Maui County VI SPDAT v2 Family	2	10.67
MHK - Oahu Activity Center Homeless Outreach Program	2	no data from CW
MHK - PATH Street Outreach Program	1	no data from CW
NALO - Waimanalo Health Center Street Outreach	1	no data from CW
Oahu County VI SPDAT v1 Family	137	0.21
Oahu County VI SPDAT v1 Individual	720	0.11
Oahu County VI SPDAT v2 Family	35	2.46
Oahu County VI SPDAT v2 Individual	88	1.29
SARMY - Ka Ohu Hou O Manoa FTS	1	9.00
SARMY - Maui Homeless Outreach Program	25	0.83
SARMY - Oahu ATS Program	1	4.00
SHDC - Eha S+C	2	2.00

Timeliness Report - September 2017 (Exits)

Report Period..... 9/1/2017 - 9/30/2017
 Program..... All Programs



Average Days Taken to Exit Enrollments		
Program Name	Total Exited Enrollments	Average Days to Exit
SHDC - Eono S+C	2	16.00
SHDC - Oahu Shelter Plus Care Program	1	2.00
SOW - Great Joy 1	2	14.00
SOW - Great Joy 4	1	18.00
SOW - Hearts of Joy 2	3	20.00
SOW - Streams of Joy 1	1	3.00
SOW - Streams of Joy 2	3	9.00
USVETS - BP ADVANCE WOMEN	1	1.00
USVETS - BP Ewa HOPTel	7	0.29
USVETS - BP Hilo HOPTel Program	2	0.00
USVETS - BP Housing First PSH	1	0.00
USVETS - BP Kauai HOPTel Program	2	1.50
USVETS - BP Oahu Region 3 - Street Outreach (HPO)	25	1.67
USVETS - BP Oahu Region 5 - Street Outreach (HPO)	2	no data from CW
USVETS - BP Pearl City HOPTel	4	0.00
USVETS - BP Respite Beds Barbers Point	4	2.00
USVETS - BP Veterans-in-Progress (VIP)	14	1.71
USVETS - SSVF Oahu Homelessness Prevention	1	5.00
USVETS - SSVF Priority 1 Homeless Prevention	2	9.75
USVETS - SSVF Priority 1 Rapid Re-housing	1	0.00
USVETS - SSVF Priority 2 Homeless Prevention	5	4.08
USVETS - WCC Emergency Shelter	11	3.44
USVETS - WCC HOPTel	2	1.50
USVETS - WCC HPO RRH Rapid Re-Housing	1	2.00
WCCHC - Homeless Outreach Program	43	7.27
WH - Next Step Emergency Shelter	33	3.86
WIN - Bridge To Success Halawa	1	9.00
WIN - Bridge To Success Kauai	1	21.00
WIN - Family House Aiea	1	3.00
Aggregates	2141	1.83