

**Summary of Key Points**  
**Analysis of Exit Destinations by County, Program Type, and**  
**Organization**  
**Neighbor Islands – Bridging the Gap**

For November 2020

Ka Mana O Na Helu, HMIS Administration

The HMIS administrative team completed analysis of client exit destinations from HMIS Bridging the Gap program discharge records for the month of November 2020 (n = 311). This analysis presents findings by county, over program type, and by org/program.

The summary tables show the total exits by destination category, along with permanent housing (PH) exit rates. The analysis also includes the total number of exits with unknown exit destination type along with the corresponding exit rates.

Key findings of the monthly reporting include:

- In aggregate, the PH exit rate for November was 66%, with 204 of 311 exits leaving to PH destinations, a decrease compared to October 2020 (79%), but above BTG’s average PH exit rate (62%) over the last 12 months.
- Of the 204 exits to PH, Homeless Prevention programs exited 121 clients to PH (59%), Rapid Re-housing programs exited 41 clients to PH (20%), Emergency Shelter (ES) exited 23 clients to PH (11%), Street Outreach programs exited 11 clients to PH (5%), Transitional Housing exited 6 clients (3%), and Permanent Supportive Housing exited 2 clients to PH (1%).
- November PH exit rates descending by county were Maui (73%), Kauai (58%), and Hawaii (53%).
- The PH exit rate was 100% for Homeless Prevention programs in November and 73% for Rapid Re-housing programs; an increase for HP, but a decrease for RRH, compared to October. Due to the inherent nature of these programs, one would expect that these PH exit rates would be near 100%.
- The missing exit data rate for November was 9%, an increase compared to October (6%).
- Maui had the greatest number of exits to unknown locations in November (11 exits) followed by Hawaii (9 exits) and Kauai (8 exits).

Neighbor Island (BTG) All Programs	Dec 2019	Jan 2020	Feb 2020	Mar 2020	Apr 2020	May 2020	Jun 2020	Jul 2020	Aug 2020	Sep 2020	Oct 2020	Nov 2020
Permanent Housing Rate	62%	62%	57%	53%	51%	44%	71%	61%	60%	76%	79%	66%
# Exits to Permanent Housing	250	261	184	166	107	103	245	194	132	350	311	204
Total Exits	402	422	321	314	211	232	347	318	221	459	393	311
No Data exit rate	16%	6%	17%	7%	5%	6%	6%	9%	20%	7%	6%	9%

**Analysis of Exits to Permanent Housing**

**Neighbor Islands**

**November 2020**

County/Program Type	# Total Exits	# PH Exits	PH Exit Rate	# Exits with No Data*	No Data* Exit Rate
<b>Hawaii</b>	<b>76</b>	<b>40</b>	<b>53%</b>	<b>9</b>	<b>12%</b>
Emergency Shelter (ES)	17	6	35%		0%
Homelessness Prevention	11	11	100%		0%
PH - Permanent Supportive Housing	1	1	100%		0%
PH - Rapid Re-Housing	30	20	67%		0%
Services Only	7		0%	7	100%
Street Outreach	10	2	20%	2	20%
<b>Kauai</b>	<b>53</b>	<b>31</b>	<b>58%</b>	<b>8</b>	<b>15%</b>
Emergency Shelter (ES)	1		0%		0%
Homelessness Prevention	17	17	100%		0%
PH - Permanent Supportive Housing	2	1	50%		0%
PH - Rapid Re-Housing	7	3	43%		0%
Services Only	1		0%		0%
Street Outreach	23	9	39%	8	35%
Transitional Housing (TH)	2	1	50%		0%
<b>Maui</b>	<b>182</b>	<b>133</b>	<b>73%</b>	<b>11</b>	<b>6%</b>
Emergency Shelter (ES)	41	17	41%	4	10%
Homelessness Prevention	93	93	100%		0%
PH - Permanent Supportive Housing	1		0%		0%
PH - Rapid Re-Housing	19	18	95%		0%
Street Outreach	20		0%	7	35%
Transitional Housing (TH)	8	5	63%		0%
<b>Grand Total</b>	<b>311</b>	<b>204</b>	<b>66%</b>	<b>28</b>	<b>9%</b>

\* No Data combined the following exit destinations: Null, No Exit Interview Completed, Client Refused, Client Doesn't Know, Data Not Collected

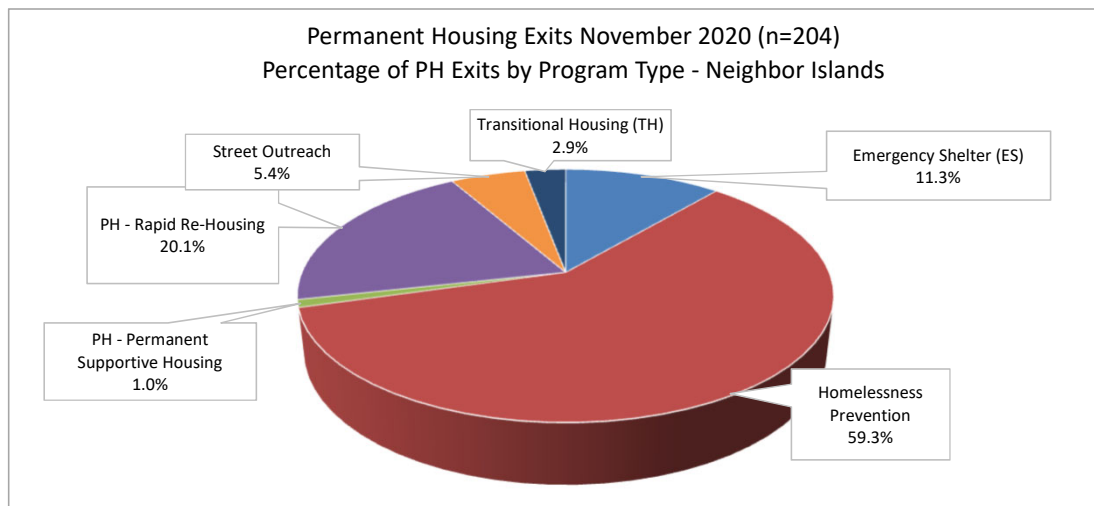
\*\*Other include: deceased and other

**Analysis of Exits to Permanent Housing**

**November 2020**

**Neighbor Islands**

Programs Types	# PH Exits	% of PH Exits	Total Exits	PH Rate
Emergency Shelter (ES)	23	11%	59	39%
Homelessness Prevention	121	59%	121	100%
PH - Permanent Supportive Housing	2	1%	4	50%
PH - Rapid Re-Housing	41	20%	56	73%
Services Only	0	0%	8	NA
Street Outreach	11	5%	53	21%
Transitional Housing (TH)	6	3%	10	60%
<b>Grand Total</b>	<b>204</b>	<b>100%</b>	<b>311</b>	<b>66%</b>



### HAWAII ISLAND

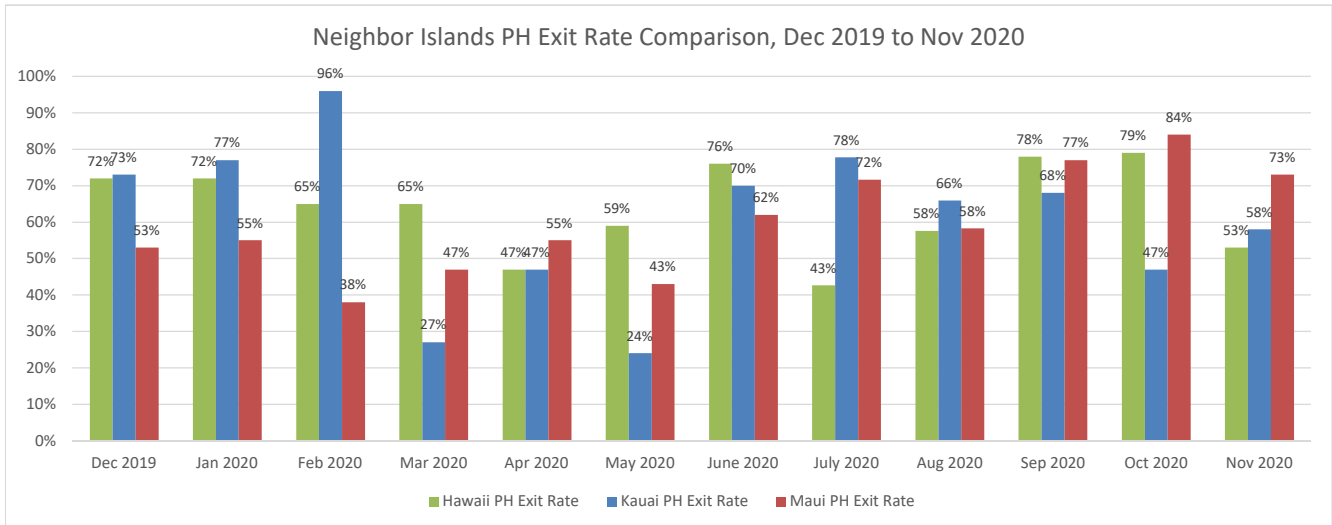
All Hawaii Island Programs	Dec 2019	Jan 2020	Feb 2020	Mar 2020	Apr 2020	May 2020	June 2020	Jul 2020	Aug 2020	Sep 2020	Oct 2020	Nov 2020
Permanent Housing Exit Rate	72%	72%	65%	65%	47%	59%	76%	43%	58%	78%	79%	53%
Exits to Permanent Housing	117	87	117	74	35	41	149	52	34	94	95	40
Total Exits	162	121	181	113	75	70	195	122	59	121	121	76
No Data Exit Rate	14%	1%	22%	5%	5%	6%	6%	5%	7%	7%	7%	12%

### KAUAI

All Kauai Programs	Dec 2019	Jan 2020	Feb 2020	Mar 2020	Apr 2020	May 2020	June 2020	Jul 2020	Aug 2020	Sep 2020	Oct 2020	Nov 2020
Permanent Housing Exit Rate	73%	77%	96%	27%	47%	24%	70%	78%	66%	68%	47%	58%
Exits to Permanent Housing	24	33	22	4	15	10	16	21	31	40	17	31
Total Exits	33	43	23	15	32	42	23	27	47	59	36	53
No Data Exit Rate	0%	5%	0%	20%	3%	14%	0%	4%	28%	14%	31%	15%

### MAUI

All Maui Programs	Dec 2019	Jan 2020	Feb 2020	Mar 2020	Apr 2020	May 2020	June 2020	Jul 2020	Aug 2020	Sep 2020	Oct 2020	Nov 2020
Permanent Housing Exit Rate	53%	55%	38%	47%	55%	43%	62%	72%	58%	77%	84%	73%
Exits to Permanent Housing	109	141	45	88	57	52	80	121	67	216	199	133
Total Exits	207	258	117	186	104	120	129	169	115	279	236	182
No Data Exit Rate	20%	9%	13%	8%	6%	3%	7%	14%	24%	5%	2%	6%



### HAWAII ISLAND

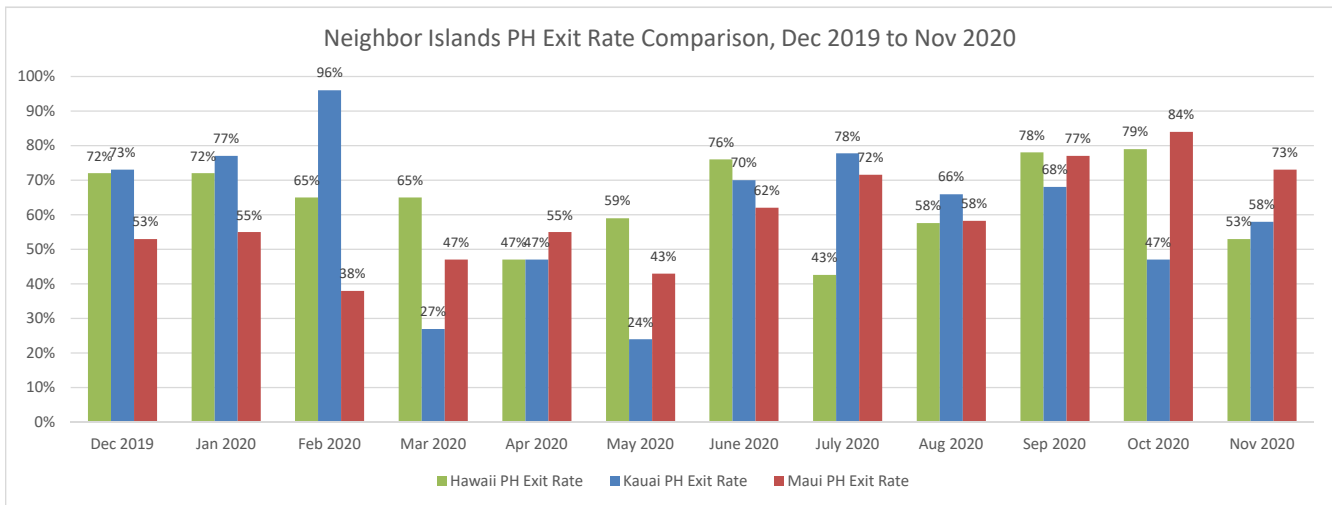
All Hawaii Island Programs	Dec 2019	Jan 2020	Feb 2020	Mar 2020	Apr 2020	May 2020	June 2020	Jul 2020	Aug 2020	Sep 2020	Oct 2020	Nov 2020
Permanent Housing Exit Rate	72%	72%	65%	65%	47%	59%	76%	43%	58%	78%	79%	53%
Exits to Permanent Housing	117	87	117	74	35	41	149	52	34	94	95	40
Total Exits	162	121	181	113	75	70	195	122	59	121	121	76
No Data Exit Rate	14%	1%	22%	5%	5%	6%	6%	5%	7%	7%	7%	12%

### KAUAI

All Kauai Programs	Dec 2019	Jan 2020	Feb 2020	Mar 2020	Apr 2020	May 2020	June 2020	Jul 2020	Aug 2020	Sep 2020	Oct 2020	Nov 2020
Permanent Housing Exit Rate	73%	77%	96%	27%	47%	24%	70%	78%	66%	68%	47%	58%
Exits to Permanent Housing	24	33	22	4	15	10	16	21	31	40	17	31
Total Exits	33	43	23	15	32	42	23	27	47	59	36	53
No Data Exit Rate	0%	5%	0%	20%	3%	14%	0%	4%	28%	14%	31%	15%

### MAUI

All Maui Programs	Dec 2019	Jan 2020	Feb 2020	Mar 2020	Apr 2020	May 2020	June 2020	Jul 2020	Aug 2020	Sep 2020	Oct 2020	Nov 2020
Permanent Housing Exit Rate	53%	55%	38%	47%	55%	43%	62%	72%	58%	77%	84%	73%
Exits to Permanent Housing	109	141	45	88	57	52	80	121	67	216	199	133
Total Exits	207	258	117	186	104	120	129	169	115	279	236	182
No Data Exit Rate	20%	9%	13%	8%	6%	3%	7%	14%	24%	5%	2%	6%



Expanded Analysis of Program Exits by County/Program

November 2020

County/Program Type	Unsheltered	Emergency Shelter	Transitional Housing	Permanent Housing	Institutional Setting	Other**	No Data*	Total Exits	PH Exit Rate
<b>Hawaii</b>	<b>19</b>	<b>1</b>		<b>40</b>	<b>5</b>	<b>2</b>	<b>9</b>	<b>76</b>	<b>53%</b>
Emergency Shelter (ES)	10			6		1		17	35%
Homelessness Prevention				11				11	100%
PH - Permanent Supportive Housing				1				1	100%
PH - Rapid Re-Housing	4			20	5	1		30	67%
Services Only							7	7	0%
Street Outreach	5	1		2			2	10	20%
Transitional Housing (TH)	3		10	31	1		8	53	58%
<b>Kauai</b>	<b>1</b>							<b>1</b>	<b>0%</b>
Emergency Shelter (ES)				17				17	100%
Homelessness Prevention			1	1				2	50%
PH - Permanent Supportive Housing			4	3				7	43%
Services Only	1							1	0%
Street Outreach			5	9	1		8	23	39%
Transitional Housing (TH)	1			1				2	50%
<b>Maui</b>	<b>22</b>		<b>6</b>	<b>133</b>	<b>8</b>	<b>2</b>	<b>11</b>	<b>182</b>	<b>73%</b>
Emergency Shelter (ES)	8		4	17	7	1	4	41	41%
Homelessness Prevention				93				93	100%
PH - Permanent Supportive Housing						1		1	0%
PH - Rapid Re-Housing			1	18				19	95%
Street Outreach	11		1		1		7	20	0%
Transitional Housing (TH)	3			5				8	63%
<b>Grand Total</b>	<b>44</b>	<b>1</b>	<b>16</b>	<b>204</b>	<b>14</b>	<b>4</b>	<b>28</b>	<b>311</b>	<b>66%</b>

\* No Data combined the following exit destinations: Null, No Exit Interview Completed, Client Refused, Client Doesn't Know, Data Not Collected

\*\*Other include: deceased and other

Expanded Analysis of Program Exits by Organization/Program

November 2020

Organization/Program	Unsheltered	Emergency Shelter	Transitional Housing	Permanent Housing	Institutional Setting	Other**	No Data*	Total Exits	PH Exit Rate
<b>Catholic Charities Hawaii</b>				<b>3</b>				<b>3</b>	<b>100%</b>
CCH - HPO SHEG NI Rapid Rehousing				3				3	100%
<b>Family Life Center</b>	<b>12</b>		<b>6</b>	<b>128</b>	<b>1</b>	<b>1</b>	<b>6</b>	<b>154</b>	<b>83%</b>
FLC - ESG Kauai Rapid Re-housing				1				1	100%
FLC - ESG Maui Rapid Re-housing				3				3	100%
FLC - ESG-CV Kauai Homelessness Prevention				6				6	100%
FLC - ESG-CV Maui Homelessness Prevention				50				50	100%
FLC - HPO CSHI Kauai Homelessness Prevention				8				8	100%
FLC - HPO CSHI Kauai Rapid Re-housing			4					4	0%
FLC - HPO CSHI Maui Homelessness Prevention				12				12	100%
FLC - HPO CSHI Maui Rapid Re-housing			1	4				5	80%
FLC - HPO Ho'olanani	1							1	0%
FLC - HPO HPP Kauai Homelessness Prevention				3				3	100%
FLC - HPO HPP Maui Homelessness Prevention				19				19	100%
FLC - HPO Maui Regions 1, 2, 3, 6 - Street Outreach	11		1		1		4	17	0%
FLC - HPO Maui Regions 4, 5 - Street Outreach							2	2	0%
FLC - HPO RRH Homeless Prevention				12				12	100%
FLC - HPO RRH Rapid Re-Housing				10				10	100%
FLC - Ohana One PSH CoC Program						1		1	0%
<b>HOPE Services Hawaii, Inc.</b>	<b>19</b>	<b>1</b>		<b>31</b>	<b>5</b>	<b>2</b>		<b>58</b>	<b>53%</b>
HOPE - ESG Rapid Re-housing	2							2	0%
HOPE - ESG-CV Hawaii Street Outreach				1				1	100%
HOPE - Hale Hanakahi Ohana Zone Temp ES	5					1		6	0%
HOPE - HPO East Hawaii Emergency Shelter (Hale Maluhia)	2							2	0%
HOPE - HPO Hawaii Regions 1, 8, 9, 10 - Street Outreach	1			1				2	50%
HOPE - HPO Hawaii Regions 2, 3, 4, 5, 6, 7 - Street Outreach	2	1						3	0%
HOPE - HPO HPP Rapid Re-housing				14	5			19	74%
HOPE - HPO Kiheipua				2				2	100%
HOPE - HPO NI Housing First				1				1	100%
HOPE - HPO RRH Homeless Prevention				11				11	100%
HOPE - HPO RRH Rapid Re-Housing	2					1		3	0%
HOPE - HPO West Hawaii Emergency Housing Facility (WHEHF)	1							1	0%
HOPE - Keolahou Emergency Shelter				1				1	100%
HOPE - KES Ohana Zone Street Outreach	1							1	0%
HOPE - PATH Street Outreach Program	1							1	0%
HOPE - West Hawaii Temporary ES (Ka Lamaku)	2							2	0%
<b>Ka Hale A Ke Ola, Inc</b>	<b>10</b>		<b>4</b>	<b>22</b>	<b>7</b>	<b>1</b>	<b>4</b>	<b>48</b>	<b>46%</b>
KHAKO - HPO Central ES Dorm	1				2		2	5	0%

Expanded Analysis of Program Exits by Organization/Program November 2020

Organization/Program	Unsheltered	Emergency Shelter	Transitional Housing	Permanent Housing	Institutional Setting	Other**	No Data*	Total Exits	PH Exit Rate
KHAKO - HPO Central ES Units	4		4	6	4	1		19	32%
KHAKO - HPO Central TH	2			5				7	71%
KHAKO - HPO Westside ES Dorm	2			2	1		2	7	29%
KHAKO - HPO Westside ES Units				9				9	100%
KHAKO - HPO Westside TH	1							1	0%
<b>Kauai Economic Opportunity</b>	<b>1</b>		<b>5</b>	<b>10</b>	<b>1</b>		<b>8</b>	<b>25</b>	<b>40%</b>
KEO - HPO Kauai All Regions - Street Outreach			5	9	1		8	23	39%
KEO - HPO Mana'olana Emergency	1							1	0%
KEO - HPO Mana'olana Transitional Housing				1				1	100%
<b>Legal Aid Society of Hawaii</b>	<b>1</b>						<b>7</b>	<b>8</b>	<b>0%</b>
LASH - HPO Legal Services Program	1						7	8	0%
<b>Maui Youth Family Services</b>							<b>1</b>	<b>1</b>	<b>0%</b>
MYFS - Youth Street Outreach							1	1	0%
<b>Neighborhood Place of Puna</b>				<b>3</b>				<b>3</b>	<b>100%</b>
NPP - HPO Family Assessment Center at Hale Iki				3				3	100%
<b>Salvation Army Family Intervention Services</b>							<b>2</b>	<b>2</b>	<b>0%</b>
SAFIS - Big Island Youth Street Outreach							2	2	0%
<b>Steadfast Housing Development Corporation</b>			<b>1</b>	<b>1</b>				<b>2</b>	<b>50%</b>
SHDC - Kaahahele CoC Funded (Kauai)			1					1	0%
SHDC - Kauai PSH				1				1	100%
<b>USVETS</b>				<b>6</b>				<b>6</b>	<b>100%</b>
USVETS - SSVF Priority 1 Hawaii Rapid Re-housing				3				3	100%
USVETS - SSVF Priority 1 Kauai Rapid Re-housing				2				2	100%
USVETS - SSVF Priority 1 Maui Rapid Re-housing				1				1	100%
<b>Women In Need</b>	<b>1</b>							<b>1</b>	<b>0%</b>
WIN - HPO Bridge To Success Kauai TH	1							1	0%
<b>Grand Total</b>	<b>44</b>	<b>1</b>	<b>16</b>	<b>204</b>	<b>14</b>	<b>4</b>	<b>28</b>	<b>311</b>	<b>66%</b>