

From: Carlos Peraro, CPC

To: Harold Brackeen, State of Hawaii, Homeless Programs Administrator
Brandee Menino, BOS Chair; Jen Stasch, PIC Director

Date: August 21, 2017

Re: July 2017 HMIS Monitoring Reports

Attached for your review and dissemination to Continuum agencies is the July 2017 HMIS monitoring report. *This month the HMIS administrative team increased efforts to clean HMIS data by requesting programs to exit clients from closed program, and continued to work with various organizations to make corrections to the housing capacity numbers, thus improving the accuracy of the reporting.* Below are brief highlights from the attached reports.

1) End of month, July 2017 Census summary by Continuum and Statewide (pp. 2-7)

- Increases in emergency shelter census for both Continuums, decreases in transitional facility for both Continuums resulted in an increased shelter census on Oahu from 2,374 to 2,386 and an increase on the Neighbor Islands from 789 to 796.
- Overall, the HMIS end of month homeless census (excluding DV shelters) for the State of Hawaii increased slightly (0.6%) to 3,182. The total “vacant beds” when compared to the HIC capacity totaled 471. *This count is significantly lower than the June count (774) primarily due to removing programs from this census report (closed programs and those that no longer input data into HMIS because they so not receive applicable funding).*
- Total Statewide Active Outreach clients totaled 2,161 including 1,672 on Oahu and 489 on the Neighbor Islands. Oahu outreach clients remained steady while Neighbor Island clients decreased relative to June 2017.
- 32 programs on Oahu and 25 programs on the Neighbor Islands had utilization rates of less than 85% or greater than 110%. These programs are marked in red.

2) Consent report for entries during July 2017 (pp. 8-10)

- The statewide consent to share rate continued to increase slightly to 81% from 77% in June, among the 1,208 new intakes during the month.
- Most programs’ consent rates were above 90%, accept outreach programs; services only programs reached 97%. Outreach programs consent rate increased to 67% from 60% in June. Thirteen programs had consent rates below 80%, a significant decrease from last month (30). These programs are highlighted in RED.

3) Length of Stay by Agency and Program for clients exiting during July 2017 (pp. 11-14)

- The average LOS for all programs was 146 days (representing 1,587 exits), down 12 days compared to June.
- Oahu (155 days) and Maui (152 days) averaged the highest LOS, followed by Kauai (103), and Hawaii (197).
- Emergency shelter LOS ranged from 48 days on Maui to 104 days on Kauai. Transitional shelter LOS ranged from 68 days on Maui to 472 days on Hawaii.

4) Timeliness (entries and exits) during July 2017 (pp. 15-20)

- Intake timeliness decreased slightly to 2.85 average days, a small decrease compared to June.
- 21 programs (highlighted in RED) averaged 5 or more days to enter intakes.
- Exit timeliness dropped to 3.06 average days, a small decrease relative to June.
- 28 programs (highlighted in RED) averaged 5 or more days to enter exits.

HMIS Census Report - July 31, 2017
Oahu and Neighbor Islands - HIC Facilities

Summary of Monthly HMIS Shelter Census Counts

August 31, 2017 - July 31, 2017

HI-501 Oahu Census Summary

	Emerg	Trans	Total HUD Homeless	HIC Openings	PH	HIC Openings	Veterans ES/TH
August 31, 2016	1180	1630	2810	394	997	116	NR
September 30, 2016	1122	1664	2786	380	970	102	NR
October 31, 2016	1239	1546	2785	415	956	96	251
November 30, 2016	1217	1557	2774	440	1019	40	253
December 31, 2016	1215	1532	2747	522	954	37	254
January 31, 2017	1243	1569	2812	552	1064	39	256
February 28, 2017	1149	1484	2633	684	1083	42	234
March 31, 2017	1158	1446	2604	NA	1130	NA	235
April 30, 2017	1018	1340	2358	734	1046	100	205
May 31, 2017	1024	1451	2475	551	1094	70	249
June 30, 2017	1077	1297	2374	594	1147	119	247
July 31, 2017	1100	1286	2386	268	1164	109	246

**Decrease in July 2017 HIC Openings is primarily a result of TH programs that closed*

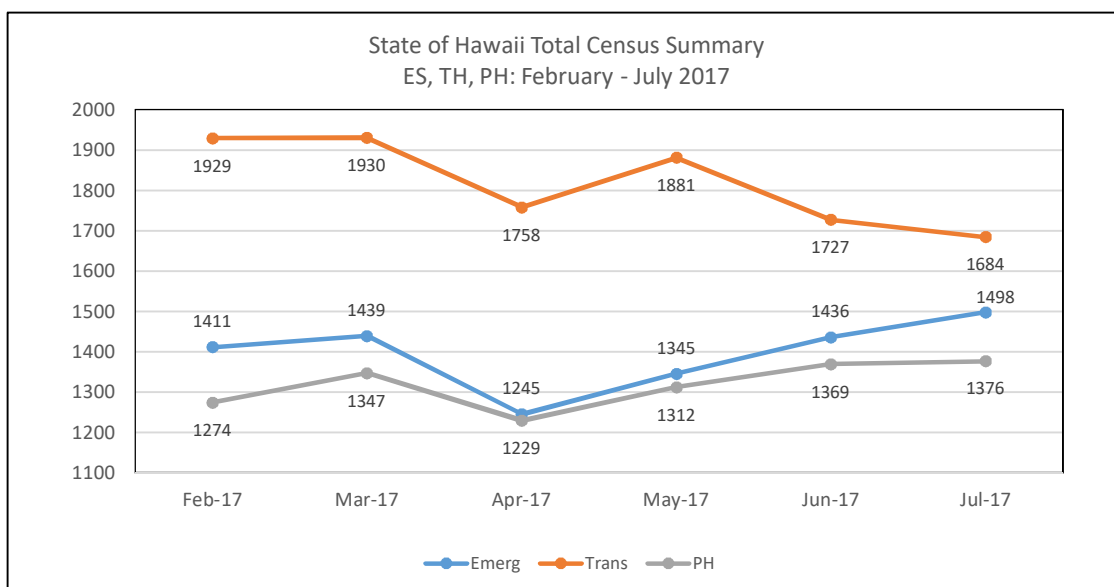
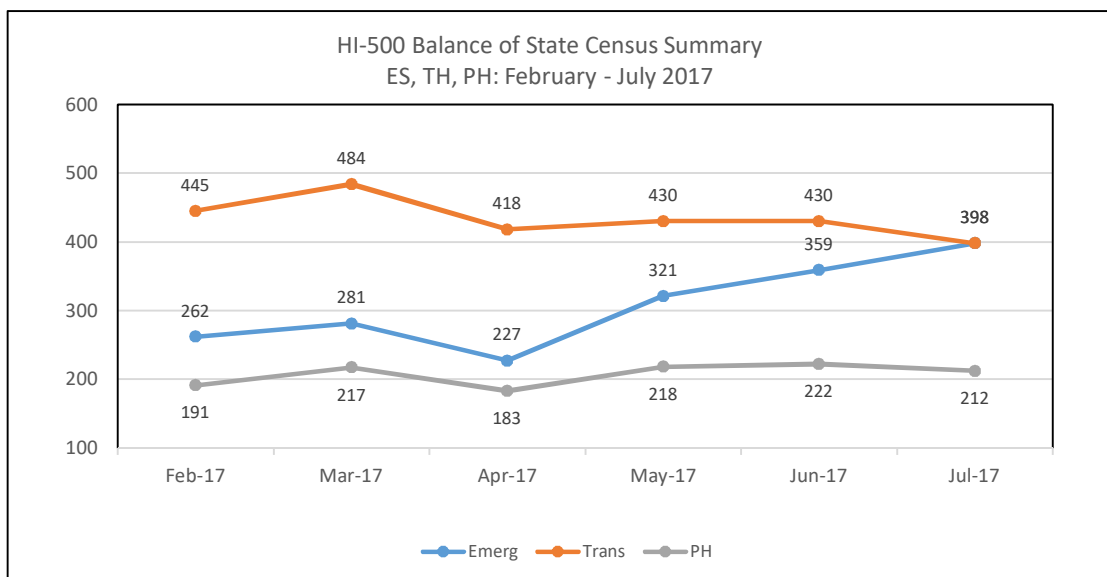
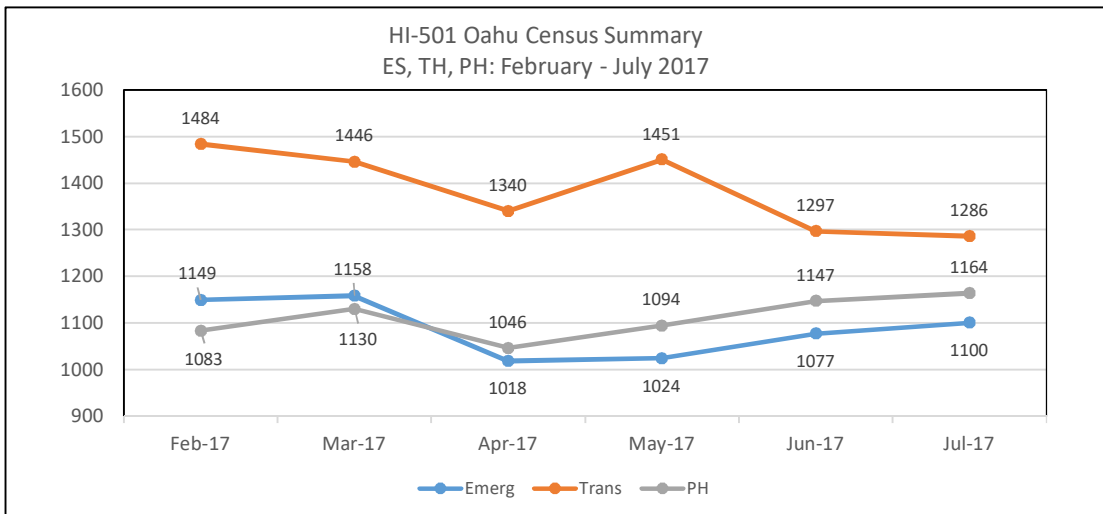
HI-500 Balance of State Census Summary

	Emerg	Trans	Total HUD Homeless	HIC Openings	PH	HIC Openings	Veterans ES/TH
August 31, 2016	399	437	836	138	295	102	NR
September 30, 2016	353	393	746	219	247	152	NR
October 31, 2016	357	402	759	178	244	35	48
November 30, 2016	412	420	832	157	237	43	48
December 31, 2016	333	433	766	135	201	50	35
January 31, 2017	320	428	748	151	199	52	38
February 28, 2017	262	445	707	158	191	52	28
March 31, 2017	281	484	765	NA	217	NA	30
April 30, 2017	227	418	645	321	183	96	29
May 31, 2017	321	430	751	235	218	70	35
June 30, 2017	359	430	789	180	222	71	43
July 31, 2017	398	398	796	203	212	69	39

State of Hawaii Total Census Summary

	Emerg	Trans	Total HUD Homeless	HIC Openings	PH	HIC Openings	Veterans ES/TH
August 31, 2016	1579	2067	3646	532	1292	218	NR
September 30, 2016	1475	2057	3532	599	1217	254	NR
October 31, 2016	1596	1948	3544	593	1200	131	299
November 30, 2016	1629	1977	3606	597	1256	83	301
December 31, 2016	1548	1965	3513	657	1155	87	289
January 31, 2017	1563	1997	3560	703	1263	91	294
February 28, 2017	1411	1929	3340	842	1274	94	262
March 31, 2017	1439	1930	3369	NA	1347	NA	265
April 30, 2017	1245	1758	3003	1055	1229	196	234
May 31, 2017	1345	1881	3226	786	1312	140	284
June 30, 2017	1436	1727	3163	774	1369	190	290
July 31, 2017	1498	1684	3182	471	1376	178	285

HMIS Census Report - July 31, 2017
Oahu and Neighbor Islands - HIC Facilities



Census Report - July 31, 2017
Oahu - HIC Facilities

Proj. Type	Organization Name	Project Name	HIC Beds	Census on July 31st	% HIC Beds	Technical Openings	Veterans
ES	Child and Family Service	CFS - Honolulu Shelter	33	SP	NR	NR	SP
ES	Child and Family Service	CFS - Leeward Shelter	27	SP	NR	NR	SP
ES	Catholic Charities Hawaii	CCH - Kakaako Family Assessment Center	50	48	96%	2	1
ES	Family Promise of Hawaii	FPH - Honolulu Family Center	14	12	86%	2	0
ES	Family Promise of Hawaii	FPH - Windward Family Center	14	19	136%	0	0
ES	Hale Kipa Inc.	HKIPA - Boys BCP ES	8	1	13%	7	0
ES	Hale Kipa Inc.	HKIPA - Girls BCP ES	8	1	13%	7	0
ES	IHS Institute for Human Services	IHS - Behavioral Health ES	9	9	100%	0	0
ES	IHS Institute for Human Services	IHS - Hale Mauliola Program (Sand Island TH)	83	63	76%	20	4
ES	IHS Institute for Human Services	IHS - Kaaahi Families Shelter ES	100	97	97%	3	2
ES	IHS Institute for Human Services	IHS - Kaaahi Women ES	66	86	130%	0	4
ES	IHS Institute for Human Services	IHS - Sumner Men's Shelter	166	183	110%	0	34
ES	IHS Institute for Human Services	IHS - Tutu Bert's House (Med Respite ES)	24	25	104%	0	2
ES	Kealahou West Oahu	KWO - Hope for a New Beginning (Onelauena)	244	138	57%	106	3
ES	Parents and Children Together	PACT - Ohia Shelter	21	SP	NR	NR	NR
ES	Shelter of Wisdom	SOW - Great Joy 1	8	7	88%	1	1
ES	Shelter of Wisdom	SOW - Great Joy 2	9	8	89%	1	1
ES	Shelter of Wisdom	SOW - Great Joy 3	10	10	100%	0	1
ES	Shelter of Wisdom	SOW - Great Joy 4	6	6	100%	0	0
ES	Shelter of Wisdom	SOW - Hearts of Joy 1	9	4	44%	5	1
ES	Shelter of Wisdom	SOW - Hearts of Joy 2	13	13	100%	0	2
ES	Shelter of Wisdom	SOW - Streams of Joy 1	6	7	117%	0	2
ES	Shelter of Wisdom	SOW - Streams of Joy 2	9	9	100%	0	3
ES	U.S. Veterans Initiative	USVETS - BP HOPTL	5	4	80%	1	4
ES	U.S. Veterans Initiative	USVETS - HCHV/EH-Cloudbreak Respite	10	9	90%	1	9
ES	U.S. Veterans Initiative	USVETS - Pearl City	5	5	100%	0	5
ES	U.S. Veterans Initiative	USVETS - Pearl City Seniors	5	3	60%	2	3
ES	U.S. Veterans Initiative	USVETS - WCC Emergency	191	180	94%	11	15
ES	U.S. Veterans Initiative	USVETS - WCC HOPTL	5	3	60%	2	3
ES	Waikiki Health Center	WHC - Next Step Emergency Shelter	150	150	100%	0	14
ES	Windward Spouse Abuse Shelter	WSAS - Hale Ola	18	SP	NR	NR	NR
	Subtotal Emergency Shelter		1227	1100	90%	171	114
TH	Alternative Structures Int't	ASI - Ohana Ola O Kahumana	240	226	94%	14	2
TH	Alternative Structures Int't	ASI - Ulu Ke Kukui (Villages of Maili)	315	305	97%	10	1
TH	Catholic Charities Hawaii	CCH - Ma'iili Land TH	54	62	115%	0	0
TH	Child and Family Service	CFS - Transitional Apartments	40	NR	NR	NR	NR
TH	Gregory House Programs	GHP - Community Residential Program	15	13	87%	2	1
TH	Gregory House Programs	GHP - HOPWA Gregory House (Competitive TH)	11	9	82%	2	1
TH	Hale Kipa Inc.	HKIPA - Apana Women's Shelter	5	3	60%	2	0
TH	Hale Kipa Inc.	HKIPA - Maka'aloa Men's TLP	4	3	75%	1	0
TH	Ho'omau Ke Ola	HKO - Lahilahi	10	7	70%	3	0
TH	Holomua Na`Ohana	HNO - Weinberg Village Waimanalo	120	132	110%	0	1
TH	Honolulu Community Action Prog	HCAP - Kumuhonua	68	86	126%	0	16
TH	Housing Solutions Inc.	HSI - Kulaokahua (TH for the elderly)	29	31	107%	0	1
TH	Housing Solutions Inc.	HSI - Loliana (TH for Families)	9	9	100%	0	0
TH	Housing Solutions Inc.	HSI - Na Kolea (TH for working singles)	64	61	95%	3	3
TH	Kealahou West Oahu	KWO - Onemalu Transitional Shelter	144	141	98%	3	1
TH	Parents and Children Together	PACT - Lehua	8	NR	NR	NR	NR
TH	Steadfast Housing Dev Corp	SHDC - Ahukini	5	4	80%	1	0
TH	Steadfast Housing Dev Corp	SHDC - Hale Ulu Pono - Transitional Housing	10	0	0%	10	0
TH	The Salvation Army ATS	SARMY - Waokanaka	9	6	67%	3	0
TH	The Salvation Army FTS	SARMY - Ka Ohu Hou O Manoa	30	21	70%	9	0
TH	The Salvation Army	SARMY - Pathway of Hope	24	1	4%	23	0
TH	U.S. Veterans Initiative	USVETS - Advance Women	12	6	50%	6	6
TH	U.S. Veterans Initiative	USVETS - Veterans in Progress (VIP)	98	98	100%	0	98
TH	U.S. Veterans Initiative	USVETS - WCC Transitional	11	6	55%	5	0
TH	Windward Spouse Abuse Shelter	WSAS - Imua	1	NR	NR	NR	NR
TH	Women in Need	WIN - Bridge to Success - Waianae	13	26	200%	0	1
TH	Women in Need	WIN - Family House - Aiea	30	30	100%	0	0
	Subtotal Transitional Housing		1332	1286	97%	97	132
PSH	Gregory House Programs	GHP - HOPWA Formula TBRA (City)	33	28	85%	5	7

**Census Report -July 31, 2017
Oahu - HIC Facilities**

Proj. Type	Organization Name	Project Name	HIC Beds	Census on July 31st	% HIC Beds	Technical Openings	Veterans
PSH	Gregory House Programs	GHP - HOPWA SPNS Competitive PSH TBRA	48	40	83%	8	4
PSH	Gregory House Programs	GHP - S+C CoC Program TBRA	47	52	111%	0	2
PSH	IHS Institute for Human Services	IHS - City FY15 Housing First PSH	177	184	104%	0	5
PSH	IHS Institute for Human Services	IHS - New PSH 2013 (CoC funded)	33	34	103%	0	1
PSH	IHS Institute for Human Services	IHS - SPC Home at Last 2010	80	85	106%	0	15
PSH	IHS Institute for Human Services	IHS - SPC Home Sweet Home	12	18	150%	0	0
PSH	IHS Institute for Human Services	IHS - SPC Home Sweet Home II	7	10	143%	0	0
PSH	IHS Institute for Human Services	IHS - SPC No Place Like Home	17	18	106%	0	1
PSH	Kalihi-Palama Health Center	KPHC - New Beginnings	175	191	109%	0	11
PSH	Mental Health Kokua	MHK - Safe Haven	25	26	104%	0	3
PSH	Steadfast Housing Dev Corp	SHDC - Headway House/Hale Ulu Pono	40	36	90%	4	4
PSH	Steadfast Housing Dev Corp	SHDC - Kaukama	5	5	100%	0	1
PSH	Steadfast Housing Dev Corp	SHDC - Komo Mai	5	5	100%	0	1
PSH	Steadfast Housing Dev Corp	SHDC - Shelter Plus Care 1	150	148	99%	2	9
PSH	U.S. Veterans Initiative	USVETS - Housing First PSH	116	108	93%	8	22
PSH	U.S. Veterans Initiative	USVETS - Long Term Supportive Housing/Cloudbreak	110	69	63%	41	68
PSH	U.S. Veterans Initiative	USVETS - Permanent Supportive Housing for Veterans and Families	32	35	109%	0	17
PSH	U.S. Veterans Initiative	USVETS - Veterans Permanent Supportive Housing	13	11	85%	2	11
PSH	U.S. Veterans Initiative	USVETS - WCC Housing First Increment II (CoC)	100	61	61%	39	6
Subtotal Permanent Housing			1225	1164	95%	109	188
RRH	Alternative Structures Int't	ASI - HPO Rapid Re-Housing	NA	8	NA	NA	1
RRH	Catholic Charities Hawaii	CCH - ESG Rapid Re-housing	NA	8	NA	NA	0
RRH	Catholic Charities Hawaii	CCH - HPP Rapid Re-housing	NA	492	NA	NA	4
RRH	Catholic Charities Hawaii	CCH - SHEG Oahu Rapid Re-Housing	NA	47	NA	NA	3
RRH	Catholic Charities Hawaii	CCH - SSVF Priority 1 Rapid Rehousing	NA	24	NA	NA	15
RRH	IHS Institute for Human Services	IHS - CoC Program Rapid Re-housing	NA	6	NA	NA	0
RRH	IHS Institute for Human Services	IHS - ESG Rapid Re-housing	NA	43	NA	NA	2
RRH	IHS Institute for Human Services	IHS - HOMES Clean & Sober	NA	26	NA	NA	1
RRH	IHS Institute for Human Services	IHS - HPO Rapid Re-Housing	NA	27	NA	NA	1
RRH	IHS Institute for Human Services	IHS - HPP Rapid Re-housing	NA	190	NA	NA	1
RRH	IHS Institute for Human Services	IHS - RRH Bridge Funding (AUW FY2017)	NA	34	NA	NA	0
RRH	Kalihi-Palama Health Center	KPHC - ESG Rapid Re-housing	NA	3	NA	NA	1
RRH	The Salvation Army	SARMY - FSO HPO Rapid Re-Housing	NA	2	NA	NA	1
RRH	U.S. Veterans Initiative	USVETS - SSVF Priority 1 Rapid Re-housing	NA	1	NA	NA	1
RRH	U.S. Veterans Initiative	USVETS - WCC ESG Rapid Re-housing	NA	55	NA	NA	36
RRH	U.S. Veterans Initiative	USVETS - SSVF Oahu Rapid Re-housing	NA	48	NA	NA	5
RRH	U.S. Veterans Initiative	USVETS - WCC ESG Rapid Re-Housing 2017	NA	3	NA	NA	2
Subtotal Rapid ReHousing				1017	NA	NA	74
Total Emergency+Transitional			2,559	2,386	93%	268	246
Total Permanent			1,225	1,164	95%	109	188
TOTAL			3,784	3,550	94%	377	434

**Census Report -July 31, 2017
Neighbor Islands - HIC Facilities**

Project Type	Organization Name	Project Name	HIC Beds	Census on July 31st	%HIC Beds	Technical Openings	Veterans
ES	Child and Family Service	CFS - Hale Ohana	20	SP	NR	NR	NR
ES	Child and Family Service	CFS - West Hawaii Domestic Abuse Shelter	15	SP	NR	NR	NR
ES	Family Life Center	FLC - Ho'olanani	25	21	84%	4	0
ES	HOPE Services Hawaii	HOPE - East Hawaii Emergency Mens Program ES	32	34	106%	0	4
ES	HOPE Services Hawaii	HOPE - Kiheipua Emergency Shelter	44	53	120%	0	0
ES	HOPE Services Hawaii	HOPE - Ohea ES	5	3	60%	2	3
ES	HOPE Services Hawaii	HOPE - West Hawaii Emergency Housing Program	31	32	103%	0	4
ES	Kauai Economic Opportunity	KEO - Mana'olana Emergency Homeless Shelter	38	48	126%	0	3
ES	KHAKO, INC	KHAKO - Central Emergency	78	133	171%	0	7
ES	KHAKO, INC	KHAKO - Westside Emergency	68	69	101%	0	2
ES	USVETS	USVETS - Hilo HOPTel Program	5	4	6%	65	4
ES	USVETS	USVETS - Kauai HOPTel Program	5	1	20%	4	1
ES	Women Helping Women	WHW - Hale Lokomaikai	24	SP	NR	NR	NR
ES	YWCA of Kauai	YWCA - Family Violence Shelter	18	SP	NR	NR	NR
Subtotal Emergency Shelters			331	398	101%	75	28
TH	Child and Family Service	CFS - Hale Kahua Pa'a	10	NR	NR	NR	NR
TH	Hawaii Affordable Properties, Inc.	HAP - Na Kahua Hale O Ulu Wini (Kaloko)	115	83	72%	32	0
TH	Hawaii Island Home for Recovery, Inc.	HIHR - Transitional Housing Project	19	15	79%	4	1
TH	HOPE Services Hawaii	HOPE - Kuleana House	7	3	43%	4	0
TH	HOPE Services Hawaii	HOPE - Wilder House	10	0	0%	10	0
TH	Kauai Economic Opportunity	KEO - Kome TH	7	7	100%	0	0
TH	Kauai Economic Opportunity	KEO - Komohana Group Home	6	2	33%	4	0
TH	Kauai Economic Opportunity	KEO - Lawehana TH	9	8	89%	1	1
TH	Kauai Economic Opportunity	KEO - Lihue Court Apartments	40	25	63%	15	0
TH	Kauai Economic Opportunity	KEO - Mana'olana Transitional Housing	24	23	96%	1	7
TH	KHAKO, INC	KHAKO - Central Transitional	193	120	62%	73	2
TH	KHAKO, INC	KHAKO - Westside Transitional	136	89	65%	47	0
TH	Salvation Army Big Island	SARMY - Big Island RHY TLP	2	1	50%	1	0
TH	Women In Need	WIN - Bridge to Success Kauai	22	22	100%	0	0
Subtotal Transitional Housing			590	398	67%	192	11
PSH	Family Life Center	FLC - HPO NI Housing First	15	1	7%	14	0
PSH	Family Life Center	FLC - S+C 1	2	2	100%	0	0
PSH	Family Life Center	FLC - S+C 2	21	19	90%	2	3
PSH	Family Life Center	FLC - S+C 3	10	12	120%	0	1
PSH	Family Life Center	FLC - S+C 6 (Eha split)	22	26	118%	0	3
PSH	Family Life Center	FLC - S+C 7	6	5	83%	1	0
PSH	Hawaii Island Home for Recovery, Inc.	FLC - S+C 8	3	3	100%	0	2
PSH	Hawaii Island Home for Recovery, Inc.	HIHR - New HIHR PSH (FY2014)	5	5	100%	0	1
PSH	Hawaii Island Home for Recovery, Inc.	HIHR - Permanent Housing Project (FY2011)	16	16	100%	0	1
PSH	HOPE Services Hawaii	HIHR - PSH 3	3	1	33%	2	0
PSH	Kauai Economic Opportunity	HOPE - Kukui Shelter Plus Care	111	69	62%	42	8
PSH	Kauai Economic Opportunity	KEO - Pa`a Hana Group Home	4	0	0%	4	0
PSH	Maui AIDS Foundation	KEO - Shelter Plus Care Project	2	2	100%	0	1
PSH	Steadfast Housing Dev Corp	MAF - HOPWA PSH	29	NR	NR	NR	NR
PSH	Steadfast Housing Dev Corp	SHDC - Eha Shelter Plus Care	24	26	108%	0	2
PSH	Steadfast Housing Dev Corp	SHDC - Eono Shelter Plus Care	13	10	77%	3	0
PSH	Steadfast Housing Dev Corp	SHDC - Kaahale Supportive Housing Program	5	5	100%	0	0
PSH	Steadfast Housing Dev Corp	SHDC - Kaulana Supportive Housing Program	5	4	80%	1	0
PSH	Steadfast Housing Dev Corp	SHDC - Kulalani Supportive Housing Program	6	6	100%	0	0
Subtotal Permanent Supportive Housing			273	212	78%	69	22
RRH	Catholic Charities Hawaii	CCH - SHEG NI Rapid Rehousing		24	NA	NA	1
RRH	Catholic Charities Hawaii	CCH - SSVF Priority 2 Rapid Rehousing		53	NA	NA	47
RRH	Family Life Center	FLC - ESG Rapid Re-housing		31	NA	NA	3
RRH	Family Life Center	FLC - HPO Rapid Re-Housing		9	NA	NA	1
RRH	Family Life Center	FLC - HPP Kauai Rapid Re-housing		16	NA	NA	0
RRH	Family Life Center	FLC - HPP Maui Rapid Re-housing		64	NA	NA	2
RRH	HOPE Services Hawaii	HOPE - ESG Rapid Re-housing		174	NA	NA	6
RRH	HOPE Services Hawaii	HOPE - HPP Rapid Re-housing		107	NA	NA	0
RRH	Kauai Economic Opportunity	KEO - ESG Rapid Re-housing		56	NA	NA	3
RRH	U.S. Veterans Initiative	USVETS - SSVF Priority 2 Rapid Re-housing		124	NA	NA	104
Subtotal Rapid ReHousing				658	NA	NA	167
Total Emergency+Transitional			985	796	81%	267	39

Outreach Program Count

Active as of July 31, 2017

Programs	CoC	Active Count	# Veterans
FLC - Maui Regions 1, 2, 3, 6 - Street Outreach (HPO)	BOS	77	1
FLC - Maui Regions 4, 5 - Street Outreach (HPO)	BOS	18	1
HOPE - Hawaii Regions 1, 8, 9, 10 - Street Outreach (HPO)	BOS	78	3
HOPE - Hawaii Regions 2, 3, 4, 5, 6, 7 - Street Outreach (HPO)	BOS	81	3
HOPE - PATH Street Outreach Program	BOS	12	1
KEO - Kauai All Regions - Street Outreach (HPO)	BOS	99	3
MHK - PATH Street Outreach Program	BOS	31	3
SARMY - Maui Homeless Outreach Program	BOS	93	10
CHOW - Oahu Region 1 - Street Outreach (HPO)	Oahu	115	10
CHOW - Oahu Region 2 - Street Outreach (HPO)	Oahu	22	2
CHOW - Oahu Region 6 - Street Outreach (HPO)	Oahu	6	
HNP - Hale Na`au Pono AMHD Street Outreach Program	Oahu	13	
IHS - Oahu Region 1 - Street Outreach (HPO)	Oahu	68	3
IHS - Oahu Region 2 - Street Outreach (HPO)	Oahu	132	13
IHS - Oahu Region 4 - Street Outreach (HPO)	Oahu	76	9
KPHC - DHS Homeless Outreach Program	Oahu	10	
KPHC - Oahu Region 1 - Street Outreach (HPO)	Oahu	296	9
KPHC - Oahu Region 2 - Street Outreach (HPO)	Oahu	68	5
KPHC - Oahu Region 6 - Street Outreach (HPO)	Oahu	31	1
KPHC - PATH Street Outreach Program	Oahu	226	5
KWO - Homeless Outreach/Drop-In Services	Oahu	25	2
KWO - Oahu Region 7 - Street Outreach (HPO)	Oahu	244	3
MHK - Oahu Activity Center Homeless Outreach Program	Oahu	12	3
NALO - Waimanalo Health Center Street Outreach	Oahu	5	1
USVETS - BP Oahu Region 3 - Street Outreach (HPO)	Oahu	64	17
USVETS - BP Oahu Region 5 - Street Outreach (HPO)	Oahu	16	2
WCCHC - Homeless Outreach Program	Oahu	242	9
WH - Homeless Outreach Program	Oahu	1	
TOTAL BY CONTINUUM (may be duplicated)	Oahu	1,672	94
TOTAL BY CONTINUUM (may be duplicated)	BOS	489	25
TOTAL STATEWIDE (may be duplicated)		2,161	119

**Consent to Share Data by Program Type
Intakes During July 2017**

Program Type	No	Yes	Grand Total	% Consent
Emergency Shelter (ES)	16	318	334	95%
Homeless Outreach	176	351	527	67%
Homeless Prevention	14	70	84	83%
Permanent Supportive Housing (PSH)	2	27	29	93%
Rapid Re-Housing (RRH)	8	93	101	92%
Services Only program	1	34	35	97%
Transitional Housing (TH)	8	90	98	92%
Grand Total	225	983	1,208	81%

**Consent to Share Data by Organization and Program
Intakes During July 2017**

Agency/Program	No	Yes	Grand Total	% Consent
Alternative Structures International	7	28	35	80%
ASI - HPO Rapid Re-Housing	1	7	8	88%
ASI - Ohana Ola O Kahumana		6	6	100%
ASI - Ulu Ke Kukui (Villages of Maili)	6	15	21	71%
CARE - Care Hawaii AMHD Services Only Program		1	1	100%
Catholic Charities Hawaii	10	64	74	86%
CCH - HPP Rapid Re-housing	7	33	40	83%
CCH - Kakaako Family Assessment Center		2	2	100%
CCH - SHEG NI Homelessness Prevention	3	5	8	63%
CCH - SHEG NI Rapid Rehousing		2	2	100%
CCH - SHEG Oahu Homelessness Prevention		10	10	100%
CCH - SHEG Oahu Rapid Re-Housing		2	2	100%
CCH - SSVF Priority 1 Rapid Rehousing		8	8	100%
CCH - SSVF Priority 2 Homeless Prevention		2	2	100%
CHOW Project	22	20	42	48%
CHOW - Oahu Region 1 - Street Outreach (HPO)	21	17	38	45%
CHOW - Oahu Region 2 - Street Outreach (HPO)	1	2	3	67%
CHOW - Oahu Region 6 - Street Outreach (HPO)		1	1	100%
Family Life Center	4	56	60	93%
FLC - Ho'olanani		4	4	100%
FLC - HPO Rapid Re-Housing		1	1	100%
FLC - HPP Maui Homelessness Prevention	1	5	6	83%
FLC - HPP Maui Rapid Re-housing		1	1	100%
FLC - Maui Regions 1, 2, 3, 6 - Street Outreach (HPO)	2	33	35	94%
FLC - Maui Regions 4, 5 - Street Outreach (HPO)	1	12	13	92%
Family Promise of Hawaii - Honolulu Family Center		2	2	100%
Gregory House Programs Community Residential Program - CoC Program TH		3	3	100%
HNP - Hale Na`au Pono AMHD Street Outreach Program		5	5	100%
Hawaii Island Home for Recovery - Transitional Housing		1	1	100%
HCAP - Kumuhonua		7	7	100%

**Consent to Share Data by Organization and Program
Intakes During July 2017**

Agency/Program	No	Yes	Grand Total	% Consent
HOPE Services Hawaii, Inc.	1	123	124	99%
HOPE - East Hawaii Emergency Mens Program ES		19	19	100%
HOPE - ESG Rapid Re-housing		14	14	100%
HOPE - Hawaii Regions 1, 8, 9, 10 - Street Outreach (HPO)		16	16	100%
HOPE - Hawaii Regions 2, 3, 4, 5, 6, 7 - Street Outreach (HPO)		30	30	100%
HOPE - HPP Rapid Re-housing		4	4	100%
HOPE - Kiheipua		6	6	100%
HOPE - Kukui S+C Program	1	12	13	92%
HOPE - Kuleana House		2	2	100%
HOPE - PATH Street Outreach Program		4	4	100%
HOPE - West Hawaii Emergency Housing Program		16	16	100%
HSI - Na Kolea Rooming House (TH for Working Singles)		12	12	100%
Institute for Human Services	49	201	250	80%
IHS - Behavioral Health ES		2	2	100%
IHS - ESG Homelessness Prevention		7	7	100%
IHS - ESG Rapid Re-housing		1	1	100%
IHS - HPO Homeless Prevention	1	5	6	83%
IHS - HPO Rapid Re-Housing		1	1	100%
IHS - HPP Homelessness Prevention	9	28	37	76%
IHS - HPP Rapid Re-housing		12	12	100%
IHS - Kaa`ahi Families ES		9	9	100%
IHS - Kaa`ahi Women's ES	5	33	38	87%
IHS - New PSH 2013 (CoC Funded)	1	2	3	67%
IHS - Oahu Region 1 - Street Outreach (HPO)	7	7	14	50%
IHS - Oahu Region 2 - Street Outreach (HPO)	17	16	33	48%
IHS - Oahu Region 4 - Street Outreach (HPO)	2	15	17	88%
IHS - SPC Home Sweet Home		3	3	100%
IHS - Sumner Men's ES	5	50	55	91%
IHS - TBH Medical Respite (ES)	2	10	12	83%
Ka Hale A Ke Ola, Inc	3	76	79	96%
KHAKO - Central ES	2	34	36	94%
KHAKO - Central TH		11	11	100%
KHAKO - Westside ES	1	24	25	96%
KHAKO - Westside TH		7	7	100%
Kalihi Palama Health Center	91	19	110	17%
KPHC - Oahu Region 1 - Street Outreach (HPO)	28	15	43	35%
KPHC - PATH Services Only Program		1	1	100%
KPHC - PATH Street Outreach Program	63	3	66	5%
Kauai Economic Opportunity	2	50	52	96%
KEO - Kauai All Regions - Street Outreach (HPO)	2	38	40	95%
KEO - Mana'olana Emergency		12	12	100%
Kealahou West Oahu	5	41	46	89%
KWO - Oahu Region 7 - Street Outreach (HPO)	3	40	43	93%
KWO - Onelau`ena		1	1	100%

**Consent to Share Data by Organization and Program
Intakes During July 2017**

Agency/Program	No	Yes	Grand Total	% Consent
KWO - Onemalu TH	2		2	0%
Legal Aid Society of Hawaii	1	32	33	97%
LASH - Legal Services Program (HPO funded)	1	30	31	97%
LASH - Oahu SSO Program		2	2	100%
Mental Health Kokua	2	6	8	75%
MHK - Oahu Activity Center Homeless Outreach Program		5	5	100%
MHK - PATH Street Outreach Program	2	1	3	33%
Salvation Army ATS - Oahu ATS Program		2	2	100%
Salvation Army FSO - FSO HPO Rapid Re-Housing		1	1	100%
Salvation Army - Ka Ohu Hou O Manoa FTS		3	3	100%
Salvation Army Maui Homeless Outreach Program	5	12	17	71%
Shelter of Wisdom		11	11	100%
SOW - Great Joy 1		3	3	100%
SOW - Great Joy 2		2	2	100%
SOW - Great Joy 3		1	1	100%
SOW - Great Joy 4		1	1	100%
SOW - Hearts of Joy 1		2	2	100%
SOW - Hearts of Joy 2		2	2	100%
Steadfast Housing Development Corporation		2	2	100%
SHDC - Kaahele CoC Funded (Kauai)		1	1	100%
SHDC - Kalaeloa (Headway House) CoC Funded (Oahu)		1	1	100%
USVETS	1	107	108	99%
USVETS - BP ADVANCE WOMEN		1	1	100%
USVETS - BP Hilo HOPTTEL Program		3	3	100%
USVETS - BP HOPTTEL		4	4	100%
USVETS - BP Oahu Region 3 - Street Outreach (HPO)		31	31	100%
USVETS - BP Oahu Region 5 - Street Outreach (HPO)		3	3	100%
USVETS - BP Pearl City HOPTTEL		4	4	100%
USVETS - BP Permanent Supportive Housing		1	1	100%
USVETS - BP Respite Beds Barbers Point		1	1	100%
USVETS - BP Veterans-in-Progress (VIP)		15	15	100%
USVETS - SSVF Priority 1 Homeless Prevention		1	1	100%
USVETS - SSVF Priority 1 Rapid Re-housing		4	4	100%
USVETS - SSVF Priority 2 Homeless Prevention		7	7	100%
USVETS - WCC Emergency Shelter	1	23	24	96%
USVETS - WCC ESG Rapid Re-Housing 2017		2	2	100%
USVETS - WCC Housing First Increment II (CoC)		7	7	100%
WCCHC - Homeless Outreach Program	22	42	64	66%
Waikiki Health - Next Step Emergency Shelter		48	48	100%
Waimanalo Health Center NALO - Street Outreach		3	3	100%
Women In Need		5	5	100%
WIN - Bridge To Success Halawa		2	2	100%
WIN - Bridge To Success Kauai		3	3	100%
Grand Total	225	983	1,208	81%

**Length of Stay by County and Program Type
Exits During July 2017**

County/Type of Program	# Exits in July	Average Days to Exit
Hawaii	201	97
Emergency Shelter (ES)	73	55
Homeless Outreach	83	47
Homeless Prevention	11	119
Permanent Supportive Housing (PSH)	2	1,370
Rapid Re-Housing (RRH)	21	114
Transitional Housing (TH)	11	472
Kauai	35	103
Emergency Shelter (ES)	29	104
Transitional Housing (TH)	6	98
Maui	296	152
Emergency Shelter (ES)	77	48
Homeless Outreach	140	254
Homeless Prevention	2	18
Rapid Re-Housing (RRH)	3	217
Transitional Housing (TH)	74	68
Oahu	1055	155
Emergency Shelter (ES)	366	102
Homeless Outreach	362	92
Homeless Prevention	33	178
Permanent Supportive Housing (PSH)	13	807
Rapid Re-Housing (RRH)	63	232
Services Only program	6	49
Transitional Housing (TH)	212	292
Grand Total	1,587	146

**Length of Stay by Agency and Program
Exits During July 2017**

Agency/Program	# Exits in July	Average Days to Exit
Alternative Structures International	92	291
ASI - Ohana Ola O Kahumana	43	274
ASI - Ulu Ke Kukui (Villages of Maili)	49	307
Catholic Charities Hawaii	110	176
CCH - HPP Rapid Re-housing	29	217
CCH - Kakaako Family Assessment Center	13	83
CCH - Ma'ili Land Transitional Housing	7	413
CCH - SHEG NI Homelessness Prevention	3	169
CCH - SHEG Oahu Homelessness Prevention	20	178
CCH - SHEG Oahu Rapid Re-Housing	6	185
CCH - SSVF Priority 1 Homeless Prevention	2	131
CCH - SSVF Priority 1 Rapid Rehousing	13	95

**Length of Stay by Agency and Program
Exits During July 2017**

Agency/Program	# Exits in July	Average Days to Exit
CCH - SSVF Priority 2 Homeless Prevention	8	100
CCH - SSVF Priority 2 Rapid Rehousing	9	182
CHOW Project	27	91
CHOW - Oahu Region 1 - Street Outreach (HPO)	11	92
CHOW - Oahu Region 2 - Street Outreach (HPO)	13	91
CHOW - Oahu Region 6 - Street Outreach (HPO)	3	92
Family Life Center	73	31
FLC - Ho'olanani	12	50
FLC - Maui Regions 1, 2, 3, 6 - Street Outreach (HPO)	43	37
FLC - Maui Regions 4, 5 - Street Outreach (HPO)	18	5
Family Promise of Hawaii	13	71
FPH - Honolulu Family Center	8	93
FPH - Windward Family Center	5	36
Gregory House Programs	2	274
GHP - Community Residential Program - CoC Program TH	2	274
Hale Kipa	2	93
HKIPA - Boys Shelter BCP ES	1	49
HKIPA - Maka'aloa TLP	1	137
Holomua Na Ohana	10	189
HNO - Weinberg Village Waimanalo	10	189
Honolulu Community Action Program	12	249
HCAP - Kumuhonua	12	249
HOPE Services Hawaii, Inc.	175	87
HOPE - East Hawaii Emergency Mens Program ES	17	50
HOPE - ESG Rapid Re-housing	1	133
HOPE - Hawaii Regions 1, 8, 9, 10 - Street Outreach (HPO)	22	58
HOPE - Hawaii Regions 2, 3, 4, 5, 6, 7 - Street Outreach (HPO)	57	43
HOPE - HPP Rapid Re-housing	11	56
HOPE - Kiheipua	32	62
HOPE - Kukui S+C Program	1	1669
HOPE - PATH Street Outreach Program	4	41
HOPE - West Hawaii Emergency Housing Program	19	50
HOPE - Wilder House	11	472
Housing Solutions, Inc.	53	366
HSI - Kulaokahua Apts (TH for the Elderly)	5	508
HSI - Loliana Apts (TH for Families)	25	422
HSI - Na Kolea Rooming House (TH for Working Singles)	19	284
HSI - Vancouver House (TH for Families)	4	226
Institute for Human Services	245	138
IHS - Behavioral Health ES	6	31
IHS - CoC Program Rapid Re-housing	6	461
IHS - ESG Homelessness Prevention	1	364
IHS - ESG Rapid Re-housing	7	429
IHS - Hale Mauiola Program (Sand Island)	22	115

**Length of Stay by Agency and Program
Exits During July 2017**

Agency/Program	# Exits in July	Average Days to Exit
IHS - HPO Rapid Re-Housing	1	56
IHS - Kaa`ahi Families ES	33	175
IHS - Kaa`ahi Women's ES	51	56
IHS - Non Client Street Outreach Program (CLOSED)	3	111
IHS - Oahu Region 1 - Street Outreach (HPO)	9	78
IHS - Oahu Region 2 - Street Outreach (HPO)	12	93
IHS - SPC Home At Last 2010	1	3532
IHS - Sumner Men's ES	77	116
IHS - TBH Medical Respite (ES)	15	85
IHS - Waikiki Homeless Outreach Program (CLOSED)	1	371
Ka Hale A Ke Ola, Inc	139	59
KHAKE - Central ES	33	63
KHAKE - Central TH	35	90
KHAKE - Westside ES	32	32
KHAKE - Westside TH	39	49
Kalihi Palama Health Center	183	101
KPHC - DHS Homeless Outreach Program	54	117
KPHC - ESG Homelessness Prevention	7	203
KPHC - ESG Rapid Re-housing	1	187
KPHC - New Beginnings S+C Program	1	995
KPHC - Oahu Region 1 - Street Outreach (HPO)	26	49
KPHC - Oahu Region 2 - Street Outreach (HPO)	39	91
KPHC - Oahu Region 6 - Street Outreach (HPO)	2	106
KPHC - PATH Street Outreach Program	53	84
Kauai Economic Opportunity	28	114
KEO - Komohana Group Home TH	1	225
KEO - Lihue Court Transitional Housing	1	0
KEO - Mana'olana Emergency	26	114
Kealahou West Oahu	52	101
KWO - Homeless Outreach/Drop-In Services	2	1079
KWO - Oahu Region 7 - Street Outreach (HPO)	43	42
KWO - Onemalu TH	7	187
Legal Aid Society of Hawaii	6	49
LASH - Legal Services Program (HPO funded)	6	49
Mental Health Kokua	1	90
MHK - PATH Street Outreach Program	1	90
Salvation Army ATS	2	135
SARMY - Oahu ATS Program	2	135
Salvation Army Maui	78	433
SARMY - Maui Homeless Outreach Program	78	433
Shelter of Wisdom	12	174
SOW - Great Joy 1	2	41
SOW - Great Joy 2	2	145
SOW - Great Joy 3	2	132

**Length of Stay by Agency and Program
Exits During July 2017**

Agency/Program	# Exits in July	Average Days to Exit
SOW - Great Joy 4	1	155
SOW - Hearts of Joy 1	2	129
SOW - Hearts of Joy 2	3	348
Steadfast Housing Development Corporation	7	418
SHDC - Ahukini CoC Funded (Oahu)	2	397
SHDC - Eono S+C	1	1071
SHDC - Kalaeloa (Headway House) CoC Funded (Oahu)	2	356
SHDC - Komo Mai CoC Funded (Oahu)	1	159
SHDC - Oahu Shelter Plus Care Program	1	188
USVETS	132	124
USVETS - BP ADVANCE WOMEN	3	208
USVETS - BP Hilo HOPTel Program	5	50
USVETS - BP HOPTel	4	31
USVETS - BP Housing First PSH	5	827
USVETS - BP Kauai HOPTel Program	3	16
USVETS - BP Oahu Region 3 - Street Outreach (HPO)	26	36
USVETS - BP Oahu Region 5 - Street Outreach (HPO)	3	75
USVETS - BP Pearl City HOPTel	6	125
USVETS - BP Pearl City Seniors HOPTel	3	112
USVETS - BP Permanent Supportive Housing	1	201
USVETS - BP PH2 CHAMPS VET FAMILIES	1	565
USVETS - BP Respite Beds Barbers Point	3	76
USVETS - BP Veterans-in-Progress (VIP)	19	183
USVETS - SSVF Priority 1 Homeless Prevention	3	88
USVETS - SSVF Priority 2 Homeless Prevention	2	18
USVETS - SSVF Priority 2 Rapid Re-housing	3	217
USVETS - WCC Emergency Shelter	41	82
USVETS - WCC HOPTel	1	105
Waianae Coast Comprehensive Health Center	62	120
WCCHC - Homeless Outreach Program	62	120
Waikiki Health	65	102
WH - Next Step Emergency Shelter	65	102
Women In Need	6	197
WIN - Bridge To Success Kauai	4	91
WIN - Family House Aiea	2	408
Grand Total	1587	146

Timeliness Report - July 2017 (Intakes)

Report Period..... 7/1/2017 -
 Program..... 7/31/2017
 All Programs



Average Days Taken to Input Enrollments		
Program Name	Enrollments	Average Days to Input
ALEA - Street Outreach Program	1	0.00
ASI - HPO Rapid Re-Housing	6	0.00
ASI - Ohana Ola O Kahumana	3	1.54
ASI - Ulu Ke Kukui (Villages of Maili)	9	1.08
CARE - Care Hawaii AMHD Services Only Program	1	0.00
CCH - ESG Rapid Re-housing	1	1.00
CCH - HPP Rapid Re-housing	21	2.57
CCH - Kakaako Family Assessment Center	1	0.00
CCH - SHEG NI Homelessness Prevention	5	0.77
CCH - SHEG NI Rapid Rehousing	3	1.00
CCH - SHEG Oahu Homelessness Prevention	8	0.75
CCH - SHEG Oahu Rapid Re-Housing	2	3.50
CCH - SSVF Priority 1 Rapid Rehousing	7	0.30
CCH - SSVF Priority 2 Homeless Prevention	2	1.50
CHOW - Oahu Region 1 - Street Outreach (HPO)	38	1.68
CHOW - Oahu Region 2 - Street Outreach (HPO)	3	0.00
CHOW - Oahu Region 6 - Street Outreach (HPO)	1	1.00
FLC - Ho'olanani	3	1.50
FLC - HPO Rapid Re-Housing	1	1.00
FLC - HPP Kauai Homelessness Prevention	1	26.00
FLC - HPP Maui Homelessness Prevention	4	1.56
FLC - HPP Maui Rapid Re-housing	2	6.25
FLC - Maui Regions 1, 2, 3, 6 - Street Outreach (HPO)	29	2.58
FLC - Maui Regions 4, 5 - Street Outreach (HPO)	12	8.11
FLC - S+C 2	1	2.00
FPH - Honolulu Family Center	1	2.00
GHP - Community Residential Program - CoC Program TH	3	19.00
GHP - HOPWA Gregory House - Competitive TH	1	0.00
Hawaii County VI SPDAT v2 Family	18	5.59
Hawaii County VI SPDAT v2 Individual	56	3.90
HCAP - Kumuhonua	7	1.29
HIHR - Transitional Housing	1	2.00
HNP - Hale Na`au Pono AMHD Street Outreach Program	5	0.60
HOPE - East Hawaii Emergency Mens Program ES	19	2.30
HOPE - ESG Homelessness Prevention	1	1.00
HOPE - ESG Rapid Re-housing	12	5.50
HOPE - Hawaii Regions 1, 8, 9, 10 - Street Outreach (HPO)	15	2.87
HOPE - Hawaii Regions 2, 3, 4, 5, 6, 7 - Street Outreach (HPO)	26	3.33
HOPE - HPO NI Housing First	1	1.00
HOPE - HPP Homelessness Prevention	1	0.00
HOPE - HPP Rapid Re-housing	3	0.85

Timeliness Report - July 2017 (Intakes)

Report Period..... 7/1/2017 -
 Program..... 7/31/2017
 All Programs



Average Days Taken to Input Enrollments		
Program Name	Enrollments	Average Days to Input
HOPE - Kiheipua	4	2.50
HOPE - Kukui S+C Program	10	4.92
HOPE - Kuleana House	1	1.00
HOPE - PATH Street Outreach Program	4	5.75
HOPE - West Hawaii Emergency Housing Program	14	3.25
HSI - Na Kolea Rooming House (TH for Working Singles)	12	0.50
IHS - Behavioral Health ES	2	1.00
IHS - ESG Homelessness Prevention	5	2.23
IHS - ESG Rapid Re-housing	1	7.00
IHS - Hale Mauiola Program (Sand Island)	2	17.00
IHS - HPO Homeless Prevention	4	4.13
IHS - HPO Rapid Re-Housing	2	1.50
IHS - HPP Homelessness Prevention	20	4.52
IHS - HPP Rapid Re-housing	8	4.06
IHS - Kaa`ahi Families ES	5	0.57
IHS - Kaa`ahi Women's ES	38	1.58
IHS - New PSH 2013 (CoC Funded)	3	0.67
IHS - Oahu Region 1 - Street Outreach (HPO)	15	1.00
IHS - Oahu Region 2 - Street Outreach (HPO)	33	1.24
IHS - Oahu Region 4 - Street Outreach (HPO)	17	0.94
IHS - SPC Home Sweet Home	3	0.67
IHS - Sumner Men's ES	55	0.91
IHS - TBH Medical Respite (ES)	12	2.33
Kauai County VI SPDAT v2 Family	3	1.33
Kauai County VI SPDAT v2 Individual	1	1.00
KEO - Kauai All Regions - Street Outreach (HPO)	29	8.75
KEO - Mana'olana Emergency	14	0.64
KHAKO - Central ES	32	3.09
KHAKO - Central TH	16	0.38
KHAKO - Westside ES	27	0.74
KHAKO - Westside TH	10	0.29
KPHC - Oahu Region 1 - Street Outreach (HPO)	45	1.47
KPHC - PATH Services Only Program	2	0.00
KPHC - PATH Street Outreach Program	65	1.52
KWO - Oahu Region 7 - Street Outreach (HPO)	23	3.01
KWO - Onelau`ena	1	4.00
KWO - Onemalu TH	1	1.00
LASH - Legal Services Program (HPO funded)	32	0.47
LASH - Oahu SSO Program	2	2.00
Maui County VI SPDAT v2 Family	20	1.59
Maui County VI SPDAT v2 Individual	46	2.32

Timeliness Report - July 2017 (Intakes)

Report Period..... 7/1/2017 -
 Program..... 7/31/2017
 All Programs



Average Days Taken to Input Enrollments		
Program Name	Enrollments	Average Days to Input
MHK - Oahu Activity Center Homeless Outreach Program	5	0.20
MHK - PATH Street Outreach Program	3	13.67
NALO - Waimanalo Health Center Street Outreach	3	0.33
Oahu County VI SPDAT v2 Family	47	3.99
Oahu County VI SPDAT v2 Individual	178	2.44
SARMY - FSO HPO Homeless Prevention	1	0.00
SARMY - FSO HPO Rapid Re-Housing	1	1.00
SARMY - Ka Ohu Hou O Manoa FTS	3	0.00
SARMY - Maui Homeless Outreach Program	16	3.06
SARMY - Oahu ATS Program	2	0.00
SHDC - Kaahale CoC Funded (Kauai)	1	2.00
SHDC - Kalaeloa (Headway House) CoC Funded (Oahu)	1	1.00
SOW - Great Joy 1	3	3.67
SOW - Great Joy 2	3	6.00
SOW - Great Joy 3	1	0.00
SOW - Great Joy 4	1	7.00
SOW - Hearts of Joy 1	2	2.50
SOW - Hearts of Joy 2	2	8.50
USVETS - BP ADVANCE WOMEN	1	3.00
USVETS - BP Hilo HOPTTEL Program	3	1.33
USVETS - BP HOPTTEL	4	1.25
USVETS - BP Housing First PSH	1	0.00
USVETS - BP Oahu Region 3 - Street Outreach (HPO)	33	3.28
USVETS - BP Oahu Region 5 - Street Outreach (HPO)	4	5.75
USVETS - BP Pearl City HOPTTEL	4	1.75
USVETS - BP Permanent Supportive Housing	1	2.00
USVETS - BP Respite Beds Barbers Point	1	1.00
USVETS - BP Veterans-in-Progress (VIP)	16	1.25
USVETS - SSVF Priority 1 Homeless Prevention	1	6.00
USVETS - SSVF Priority 1 Rapid Re-housing	3	10.33
USVETS - SSVF Priority 2 Homeless Prevention	3	7.26
USVETS - WCC Emergency Shelter	15	0.63
USVETS - WCC ESG Rapid Re-Housing 2017	2	5.67
USVETS - WCC Housing First Increment II (CoC)	9	8.67
WCCHC - Homeless Outreach Program	66	2.89
WH - Homeless Outreach Program	1	1.00
WH - Next Step Emergency Shelter	48	0.96
WIN - Bridge To Success Halawa	2	0.00
WIN - Bridge To Success Kauai	3	5.40
Aggregates	1468	2.85

Timeliness Report - July 2017 (Exits)

Report Period..... 7/1/2017 -
 Program..... 7/31/2017



Average Days Taken to Exit Enrollments		
Program Name	Total Exited	Average Days to Exit
ALEA - Street Outreach Program	7	no data from CW
ASI - Ohana Ola O Kahumana	7	1.45
ASI - Ulu Ke Kukui (Villages of Maili)	10	1.18
CCH - HPP Rapid Re-housing	6	9.17
CCH - Kakaako Family Assessment Center	1	0.00
CCH - Ma'ili Land Transitional Housing	2	0.00
CCH - SHEG Oahu Homelessness Prevention	4	0.00
CCH - SHEG Oahu Rapid Re-Housing	2	0.00
CCH - SSVF Priority 1 Homeless Prevention	2	2.50
CCH - SSVF Priority 1 Rapid Rehousing	9	0.09
CCH - SSVF Priority 2 Homeless Prevention	2	4.00
CCH - SSVF Priority 2 Rapid Rehousing	8	1.63
CHOW - Oahu Region 1 - Street Outreach (HPO)	6	1.00
CHOW - Oahu Region 2 - Street Outreach (HPO)	25	1.00
CHOW - Oahu Region 4 - Street Outreach (HPO)	1	no data from CW
CHOW - Oahu Region 6 - Street Outreach (HPO)	3	no data from CW
FLC - Homeless Outreach Program	1	no data from CW
FLC - Ho'olanani	7	3.29
FLC - Maui Regions 1, 2, 3, 6 - Street Outreach (HPO)	18	4.11
FLC - Maui Regions 4, 5 - Street Outreach (HPO)	13	5.50
FPH - Honolulu Family Center	1	1.00
GHP - Community Residential Program - CoC Program TH	2	9.00
Hawaii County VI SPDAT v2 Family	4	2.26
Hawaii County VI SPDAT v2 Individual	11	1.93
HCAP - Kumuhonua	9	3.00
HKIPA - Boys Shelter BCP ES	1	24.00
HKIPA - Maka'aloa TLP	1	3.00
HNO - Weinberg Village Waimanalo	1	3.00
HNP - Hale Na'au Pono AMHD Street Outreach Program	5	no data from CW
HOPE - East Hawaii Emergency Mens Program ES	13	2.08
HOPE - ESG Rapid Re-housing	1	1.00
HOPE - Hawaii Regions 1, 8, 9, 10 - Street Outreach (HPO)	29	10.93
HOPE - Hawaii Regions 2, 3, 4, 5, 6, 7 - Street Outreach (HPO)	30	10.12
HOPE - HPP Rapid Re-housing	3	0.18
HOPE - Kiheipua	4	1.33
HOPE - Kukui S+C Program	1	21.00
HOPE - PATH Street Outreach Program	8	4.40
HOPE - West Hawaii Emergency Housing Program	12	3.77
HOPE - Wilder House	1	1.00
HSI - Loliana Apts (TH for Families)	5	1.28
HSI - Na Kolea Rooming House (TH for Working Singles)	12	1.92
HSI - Vancouver House (TH for Families)	1	0.00

Timeliness Report - July 2017 (Exits)

Report Period..... 7/1/2017 -
 Program..... 7/31/2017



Average Days Taken to Exit Enrollments		
Program Name	Total Exited	Average Days to Exit
IHS - Behavioral Health ES	3	0.67
IHS - CoC Program Rapid Re-housing	3	0.00
IHS - ESG Rapid Re-housing	2	15.71
IHS - Hale Mauiola Program (Sand Island)	17	5.65
IHS - Kaa`ahi Families ES	4	0.00
IHS - Kaa`ahi Women's ES	35	0.18
IHS - Oahu Region 1 - Street Outreach (HPO)	30	0.33
IHS - Oahu Region 2 - Street Outreach (HPO)	25	0.50
IHS - Oahu Region 4 - Street Outreach (HPO)	19	1.00
IHS - SPC Home At Last 2010	1	12.00
IHS - Sumner Men's ES	47	1.51
IHS - TBH Medical Respite (ES)	7	7.43
Kauai County VI SPDAT v2 Individual	2	0.00
KEO - Kauai All Regions - Street Outreach (HPO)	9	no data from CW
KEO - Komohana Group Home TH	1	25.00
KEO - Mana'olana Emergency	11	0.13
KHAKO - Central ES	12	11.95
KHAKO - Central TH	11	11.37
KHAKO - Westside ES	18	2.28
KHAKO - Westside TH	23	2.96
KPHC - DHS Homeless Outreach Program	74	no data from CW
KPHC - ESG Homelessness Prevention	1	12.00
KPHC - New Beginnings S+C Program	1	6.00
KPHC - Oahu Region 1 - Street Outreach (HPO)	17	0.40
KPHC - Oahu Region 2 - Street Outreach (HPO)	16	no data from CW
KPHC - Ohana House ES (CLOSED)	1	0.00
KPHC - PATH Street Outreach Program	31	0.00
KWO - Homeless Outreach/Drop-In Services	24	1.33
KWO - Oahu Region 7 - Street Outreach (HPO)	21	6.06
LASH - Legal Services Program (HPO funded)	23	0.17
LASH - Oahu SSO Program	1	0.00
MHK - Oahu Activity Center Homeless Outreach Program	5	no data from CW
MHK - PATH Street Outreach Program	19	no data from CW
Oahu County VI SPDAT v1 Family	9	0.00
Oahu County VI SPDAT v1 Individual	176	0.16
Oahu County VI SPDAT v2 Family	6	7.20
Oahu County VI SPDAT v2 Individual	75	5.07
SARMY - Maui Homeless Outreach Program	145	0.48
SARMY - Oahu ATS Program	2	4.00
SHDC - Ahukini CoC Funded (Oahu)	1	1.00
SHDC - Eono S+C	1	0.00
SHDC - Kalaeloa (Headway House) CoC Funded (Oahu)	1	3.00

Timeliness Report - July 2017 (Exits)

Report Period..... 7/1/2017 -
 Program..... 7/31/2017



Average Days Taken to Exit Enrollments		
Program Name	Total Exited	Average Days to Exit
SHDC - Oahu Shelter Plus Care Program	1	1.00
SOW - Great Joy 1	2	5.50
SOW - Great Joy 2	2	7.00
SOW - Great Joy 3	2	7.00
SOW - Great Joy 4	1	6.00
SOW - Hearts of Joy 1	2	3.50
SOW - Hearts of Joy 2	2	7.00
Test1	1	0.00
USVETS - BP ADVANCE WOMEN	2	2.50
USVETS - BP Hilo HOPTTEL Program	4	6.50
USVETS - BP HOPTTEL	3	1.33
USVETS - BP Housing First PSH	1	9.00
USVETS - BP Kauai HOPTTEL Program	2	1.00
USVETS - BP Oahu Region 3 - Street Outreach (HPO)	23	2.38
USVETS - BP Oahu Region 5 - Street Outreach (HPO)	2	no data from CW
USVETS - BP Pearl City HOPTTEL	4	1.25
USVETS - BP Pearl City Seniors HOPTTEL	2	0.00
USVETS - BP Permanent Supportive Housing	1	0.00
USVETS - BP PH2 CHAMPS VET FAMILIES	1	1.00
USVETS - BP Respite Beds Barbers Point	2	1.00
USVETS - BP Veterans-in-Progress (VIP)	14	1.50
USVETS - SSVF Priority 1 Homeless Prevention	1	24.00
USVETS - SSVF Priority 2 Homeless Prevention	2	4.00
USVETS - SSVF Priority 2 Rapid Re-housing	2	0.50
USVETS - WCC Emergency Shelter	11	1.79
USVETS - WCC HOPTTEL	1	3.00
WCCHC - Homeless Outreach Program	51	3.20
WH - Homeless Outreach Program	1	0.00
WH - Next Step Emergency Shelter	35	1.09
WIN - Bridge To Success Kauai	3	13.25
Aggregates	1413	3.06